

Feasibility and physics potential of detecting ^8B solar neutrinos at JUNO

Xurong Che*

Angel Abusleme⁵ Thomas Adam⁴⁵ Shakeel Ahmad⁶⁷ Sebastiano Aiello⁵⁵ Nawab Ali⁶⁷ Fengpeng An(安丰鹏)²⁹
 Guangpeng An(安广鹏)¹⁰ Qi An(安琪)²² Giuseppe Andronico⁵⁵ Nikolay Anfimov⁶⁸ Vito Antonelli⁵⁸
 Tatiana Antoshkina⁶⁸ Burin Asavapibhop⁷² João Pedro Athayde Marcondes de André⁴⁵ Andrej Babic⁷¹
 Wander Baldini⁵⁷ Marica Baldoncini⁵⁷ Andrea Barresi⁵⁹ Eric Baussan⁴⁵ Marco Bellato⁶¹ Enrico Bernieri⁶⁵
 David Biare⁶⁸ Thilo Birkenfeld⁴⁸ Sylvie Blin⁴³ David Blum⁵⁴ Simon Blyth⁴⁰ Clément Bordereau^{44,39}
 Augusto Brigatti⁵⁸ Riccardo Brugnera⁶² Antonio Budano⁶⁵ Pit Burgbacher⁵⁴ Mario Buscemi⁵⁵ Severino Bussino⁶⁵
 Jose Busto⁴⁶ Ilya Butorov⁶⁸ Anatael Cabrera⁴³ Hao Cai(蔡浩)³⁴ Xiao Cai(蔡啸)¹⁰ Yanke Cai(蔡严克)¹⁰
 Zhiyan Cai(蔡志岩)¹⁰ Antonio Cammi⁶⁰ Agustin Campeny⁵ Chuanya Cao(曹传亚)¹⁰ Guofu Cao(曹国富)¹⁰
 Jun Cao(曹俊)¹⁰ Rossella Caruso⁵⁵ Cédric Cerna⁴⁴ Irakli Chakaberia²⁵ Jinfan Chang(常劲帆)¹⁰ Yun Chang³⁹
 Pingping Chen(陈平平)¹⁸ Po-An Chen⁴⁰ Shaomin Chen(陈少敏)¹³ Shenjian Chen(陈申见)²⁷
 Xurong Chen(陈旭荣)²⁶ Yi-Wen Chen³⁸ Yixue Chen(陈义学)¹¹ Yu Chen(陈羽)²⁰ Zhang Chen(陈长)¹⁰
 Jie Cheng(程捷)¹⁰ Yaping Cheng⁵⁰ Alexander Chepurnov⁷⁰ Fabrizio Chiarello⁶¹ Davide Chiesa⁵⁹
 Pietro Chimenti³ Artem Chukanov⁶⁸ Anna Chuvashova⁶⁸ Catia Clementi⁶³ Barbara Clerbaux²
 Selma Conforti Di Lorenzo⁴³ Daniele Corti⁶¹ Salvatore Costa⁵⁵ Flavio Dal Corso⁶¹ Christophe De La Taille⁴³
 Jiawei Deng(邓佳维)³⁴ Zhi Deng(邓智)¹³ Ziyang Deng(邓子艳)¹⁰ Wilfried Depnering⁵² Marco Diaz⁵
 Xuefeng Ding⁵⁸ Yayun Ding(丁雅韵)¹⁰ Bayu Dirgantara⁷⁴ Sergey Dmitrievsky⁶⁸ Tadeas Dohnal⁴¹
 Georgy Donchenko⁷⁰ Jianmeng Dong(董建蒙)¹³ Damien Dornic⁴⁶ Evgeny Doroshkevich⁶⁹ Marcos Dracos⁴⁵
 Frédéric Druillolle⁴⁴ Shuxian Du(杜书先)³⁷ Stefano Dusini⁶¹ Martin Dvorak⁴¹ Timo Enqvist⁴² Heike Enzmann⁵²
 Andrea Fabbri⁶⁵ Lukas Fajt⁷¹ Donghua Fan(范东华)²⁴ Lei Fan(樊磊)¹⁰ Can Fang(方灿)²⁸ Jian Fang(方建)¹⁰
 Anna Fatkina⁶⁸ Dmitry Fedoseev⁶⁸ Vladko Fekete⁷¹ Li-Cheng Feng³⁸ Qichun Feng(冯启春)²¹
 Giovanni Fiorentini⁵⁷ Richard Ford⁵⁸ Andrey Formozov⁵⁸ Amélie Fournier⁴⁴ Sabrina Franke⁵³
 Haonan Gan(甘浩男)³² Feng Gao⁴⁸ Alberto Garfagnini⁶² Alexandre Göttel^{50,48} Christoph Genster⁵⁰
 Marco Giammarchi⁵⁸ Agnese Giaz⁶² Nunzio Giudice⁵⁵ Franco Giuliani³⁰ Maxim Gonchar⁶⁸
 Guanghua Gong(龚光华)¹³ Hui Gong(宫辉)¹³ Oleg Gorchakov⁶⁸ Yuri Gornushkin⁶⁸ Marco Grassi⁶²
 Christian Grewing⁵¹ Maxim Gromov⁷⁰ Vasily Gromov⁶⁸ Minghao Gu(顾旻皓)¹⁰ Xiaofei Gu(谷肖飞)³⁷
 Yu Gu(古宇)¹⁹ Mengyun Guan(关梦云)¹⁰ Nunzio Guardone⁵⁵ Maria Gul⁶⁷ Cong Guo(郭聪)¹⁰
 Jingyuan Guo(郭竞渊)²⁰ Wanlei Guo(郭万磊)¹⁰ Xinheng Guo(郭新恒)⁸ Yuhang Guo(郭宇航)^{35,50}
 Michael Haacke⁵ Paul Hackspacher⁵² Caren Hagner⁴⁹ Ran Han(韩然)⁷ Yang Han⁴³ Miao He(何苗)¹⁰
 Wei He(何伟)¹⁰ Tobias Heinz⁵⁴ Yuekun Heng(衡月昆)¹⁰ Rafael Herrera⁵ Daojin Hong(洪道金)²⁸
 Shaojing Hou(侯少静)¹⁰ Yee Hsiung⁴⁰ Bei-Zhen Hu⁴⁰ Hang Hu(胡航)²⁰ Jianrun Hu(胡建润)¹⁰ Jun Hu(胡俊)¹⁰
 Shouyang Hu(胡守扬)⁹ Tao Hu(胡涛)¹⁰ Zhuojun Hu(胡焯钧)²⁰ Chunhao Huang(黄春豪)²⁰
 Guihong Huang(黄桂鸿)¹⁰ Hanxiong Huang(黄翰雄)⁹ Qinhuang Huang⁴⁵ Wenhao Huang(黄文昊)²⁵

Received 8 September 2020

* This work was supported by the Chinese Academy of Sciences, the National Key R&D Program of China, the CAS Center for Excellence in Particle Physics, the Joint Large-Scale Scientific Facility Funds of the NSFC and CAS, Wuyi University, and the Tsung-Dao Lee Institute of Shanghai Jiao Tong University in China, the Institut National de Physique Nucléaire et de Physique de Particules (IN2P3) in France, the Istituto Nazionale di Fisica Nucleare (INFN) in Italy, the Fond de la Recherche Scientifique (F.R.S-FNRS) and FWO under the “Excellence of Science – EOS” in Belgium, the Conselho Nacional de Desenvolvimento Científico e Tecnológico in Brazil, the Agencia Nacional de Investigación y Desarrollo in Chile, the Charles University Research Centre and the Ministry of Education, Youth, and Sports in Czech Republic, the Deutsche Forschungsgemeinschaft (DFG), the Helmholtz Association, and the Cluster of Excellence PRISMA+ in Germany, the Joint Institute of Nuclear Research (JINR), Lomonosov Moscow State University, and Russian Foundation for Basic Research (RFBR) in Russia, the MOST and MOE in Taiwan, the Chulalongkorn University and Suranaree University of Technology in Thailand, and the University of California at Irvine in USA



Content from this work may be used under the terms of the Creative Commons Attribution 3.0 licence. Any further distribution of this work must maintain attribution to the author(s) and the title of the work, journal citation and DOI. Article funded by SCOAP³ and published under licence by Chinese Physical Society and the Institute of High Energy Physics of the Chinese Academy of Sciences and the Institute of Modern Physics of the Chinese Academy of Sciences and IOP Publishing Ltd

Xingtao Huang(黄性涛)²⁵ Yongbo Huang(黄永波)²⁸ Jiaqi Hui(惠加琪)³⁰ Lei Huo(霍雷)²¹ Wenju Huo(霍文驹)²²
 Cédric Huss⁴⁴ Safeer Hussain⁶⁷ Antonio Insolia⁵⁵ Ara Ioannisian¹ Daniel Ioannisyan¹ Roberto Isocrate⁶¹
 Kuo-Lun Jen³⁸ Xiaolu Ji(季筱璐)¹⁰ Xingzhao Ji(吉星翌)²⁰ Huihui Jia(贾慧慧)³³ Junji Jia(贾俊基)³⁴
 Siyu Jian(蹇司玉)⁹ Di Jiang(蒋荻)²² Xiaoshan Jiang(江晓山)¹⁰ Ruyi Jin(金如意)¹⁰ Xiaoping Jing(荆小平)¹⁰
 Cécile Jollet⁴⁴ Jari Joutsenvaara⁴² Sirichok Jungthawan⁷⁴ Leonidas Kalousis⁴⁵ Philipp Kampmann^{50,48}
 Li Kang(康丽)¹⁸ Michael Karagounis⁵¹ Narine Kazarian¹ Amir Khan²⁰ Waseem Khan³⁵
 Khanchai Khosonthongkee⁷⁴ Patrick Kinz³⁸ Denis Korablev⁶⁸ Konstantin Kouzakov⁷⁰ Alexey Krasnoperov⁶⁸
 Svetlana Krokhalava⁶⁹ Zinovy Krumshteyn⁶⁸ Andre Kruth⁵¹ Nikolay Kutovskiy⁶⁸ Pasi Kuusiniemi⁴²
 Benoit Lachacinski⁴⁴ Tobias Lachenmaier⁵⁴ Frederic Lefevre⁴⁷ Liping Lei(雷丽萍)¹³ Ruiting Lei(雷瑞庭)¹⁸
 Rupert Leitner⁴¹ Jason Leung³⁸ Chao Li(李超)²⁵ Demin Li(李德民)³⁷ Fei Li(李飞)¹⁰ Fule Li(李福乐)¹³
 Haitao Li(李海涛)²⁰ Huiling Li(李慧玲)¹⁰ Jiaqi Li(李佳祺)²⁰ Jin Li(李瑾)¹⁰ Kaijie Li(李凯杰)²⁰
 Mengzhao Li(李梦朝)¹⁰ Nan Li(李楠)¹⁰ Nan Li(李楠)¹⁶ Qingjiang Li(李清江)¹⁶ Ruhui Li(李茹慧)¹⁰
 Shanfeng Li(黎山峰)¹⁸ Shuaijie Li(李帅杰)²⁰ Tao Li(李涛)²⁰ Teng Li(李腾)²⁵ Weidong Li(李卫东)¹⁰
 Weiguo Li(李卫国)¹⁰ Xiaomei Li(李笑梅)⁹ Xiaonan Li(李小男)¹⁰ Xinglong Li(李兴隆)⁹ Yi Li(李仪)¹⁸
 Yufeng Li(李玉峰)¹⁰ Zhibing Li(李志兵)²⁰ Ziyuan Li(李紫源)²⁰ Hao Liang(梁浩)⁹ Hao Liang(梁昊)²²
 Jingjing Liang(梁静静)²⁸ Jiajun Liao(廖佳军)²⁰ Daniel Liebau⁵¹ Ayut Limphirat⁷⁴ Sukit Limpijumnong⁷⁴
 Guey-Lin Lin³⁸ Shengxin Lin(林盛鑫)¹⁸ Tao Lin(林韬)¹⁰ Yen-Hsun Lin³⁸ Jiajie Ling(凌家杰)²⁰ Ivano Lippi⁶¹
 Fang Liu(刘芳)¹¹ Haidong Liu(刘海东)³⁷ Hongbang Liu(刘宏帮)²⁸ Hongjuan Liu(刘红娟)²³
 Hongtao Liu(刘洪涛)²⁰ Hu Liu(刘虎)²⁰ Hui Liu(刘绘)¹⁹ Jianglai Liu(刘江来)^{30,31} Jinchang Liu(刘金昌)¹⁰
 Min Liu(刘敏)²³ Qian Liu(刘倩)¹⁴ Qin Liu(刘钦)²² Runxuan Liu(刘润轩)¹⁰ Shuangyu Liu(刘双雨)¹⁰
 Shubin Liu(刘树彬)²² Shulin Liu(刘术林)¹⁰ Xiaowei Liu(刘小伟)²⁰ Yan Liu(刘言)¹⁰ Alexey Lokhov⁷⁰
 Paolo Lombardi⁵⁸ Kai Loo⁴² Sebastian Lorenz⁵² Chuan Lu(陆川)³² Haoqi Lu(路浩奇)¹⁰ Jingbin Lu(陆景彬)¹⁵
 Junguang Lu(吕军光)¹⁰ Shuxiang Lu(路书祥)³⁷ Xiaoxu Lu(卢晓旭)¹⁰ Bayarto Lubsandorzhev⁶⁹
 Sultim Lubsandorzhev⁶⁹ Livia Ludhova^{50,48} Fengjiao Luo(罗凤蛟)¹⁰ Guang Luo(罗光)²⁰ Pengwei Luo(罗朋威)²⁰
 Shu Luo(罗舒)³⁶ Wuming Luo(罗武鸣)¹⁰ Vladimir Lyashuk⁶⁹ Qiumei Ma(马秋梅)¹⁰ Si Ma(马斯)¹⁰
 Xiaoyan Ma(马晓妍)¹⁰ Xubo Ma(马续波)¹¹ Yury Malyshev⁶⁵ Fabio Mantovani⁵⁷ Yajun Mao(冒亚军)¹²
 Stefano M. Mari⁶⁵ Filippo Marini⁶² Sadia Marium⁶⁷ Cristina Martellini⁶⁵ Gisele Martin-Chassard⁴³
 Agnese Martini⁶⁴ Jacques Martino⁴⁷ Davit Mayilyan¹ Axel Müller⁵⁴ Guang Meng⁶¹ Yue Meng(孟月)³⁰
 Anselmo Mereaglia⁴⁴ Emanuela Meroni⁵⁸ David Meyhöfer⁴⁹ Mauro Mezzetto⁶¹ Jonathan Miller⁶
 Lino Miramonti⁵⁸ Salvatore Monforte⁵⁵ Paolo Montini⁶⁵ Michele Montuschi⁵⁷ Nikolay Morozov⁶⁸
 Akram Muhammad⁶⁷ Pavithra Muralidharan⁵¹ Massimiliano Nastasi⁵⁹ Dmitry V. Naumov⁶⁸ Elena Naumova⁶⁸
 Igor Nemchenok⁶⁸ Alexey Nikolaev⁷⁰ Feipeng Ning(宁飞鹏)¹⁰ Zhe Ning(宁哲)¹⁰ Hiroshi Nunokawa⁴
 Lothar Oberauer⁵³ Juan Pedro Ochoa-Ricoux^{75,5} Alexander Olshevskiy⁶⁸ Fausto Ortica⁶³ Hsiao-Ru Pan⁴⁰
 Alessandro Paoloni⁶⁴ Nina Parkalian⁵¹ Sergio Parmeggiano⁵⁸ Teerapat Payupol⁷² Viktor Pec⁴¹ Davide Pedretti⁶²
 Yatian Pei(裴亚田)¹⁰ Nicomede Pelliccia⁶³ Anguo Peng(彭安国)²³ Haiping Peng(彭海平)²² Frédéric Perrot⁴⁴
 Pierre-Alexandre Petitjean² Luis Felipe Pineres Rico³ Artyom Popov⁷⁰ Pascal Poussot⁴⁵ Wathan Pratumwan⁷⁴
 Ezio Previtali⁵⁹ Fazhi Qi(齐法制)¹⁰ Ming Qi(祁鸣)²⁷ Sen Qian(钱森)¹⁰ Xiaohui Qian(钱小辉)¹⁰
 Hao Qiao(乔浩)¹² Zhonghua Qin(秦中华)¹⁰ Shoukang Qiu(丘寿康)²³ Muhammad Rajput⁶⁷ Gioacchino Ranucci⁵⁸
 Neill Raper²⁰ Alessandra Re⁵⁸ Henning Rebber⁴⁹ Abdel Rebi⁴⁴ Bin Ren(任斌)¹⁸ Jie Ren(任杰)⁹
 Taras Rezinko⁶⁸ Barbara Ricci⁵⁷ Markus Robens⁵¹ Mathieu Roche⁴⁴ Narongkiat Rodphai⁷² Lars Rohwer⁴⁹
 Aldo Romani⁶³ Bedřich Roskovec⁵ Christian Roth⁵¹ Xiangdong Ruan(阮向东)²⁸ Xichao Ruan(阮锡超)⁹
 Saroj Rujirawat⁷⁴ Arseniy Rybnikov⁶⁸ Andrey Sadovsky⁶⁸ Paolo Saggese⁵⁸ Giuseppe Salamanna⁶⁵
 Anut Sangka⁷³ Nuanwan Sanguansak⁷⁴ Utane Sawangwit⁷³ Julia Sawatzki⁵³ Fatma Sawy⁶² Michaela Schever^{50,48}
 Jacky Schuler⁴⁵ Cédric Schwab⁴⁵ Konstantin Schweizer⁵³ Dmitry Selivanov⁶⁸ Alexandr Selyunin⁶⁸
 Andrea Serafini⁵⁷ Giulio Settanta⁶⁵ Mariangela Settimo⁴⁷ Muhammad Shahzad⁶⁷ Gang Shi(施刚)¹³
 Jingyan Shi(石京燕)¹⁰ Yongjiu Shi(石永久)¹³ Vitaly Shutov⁶⁸ Andrey Sidorenkov⁶⁹ Fedor Simkovic⁷¹

Chiara Sirignano⁶² Jaruchit Siripak⁷⁴ Monica Sisti⁵⁹ Maciej Slupecki⁴² Mikhail Smirnov²⁰ Oleg Smirnov⁶⁸
 Thiago Sogo-Bezerra⁴⁷ Julanan Songwadhana⁷⁴ Boonrucksar Soonthornthum⁷³ Albert Sotnikov⁶⁸ Ondrej Sramek⁴¹
 Warintorn Sreethawong⁷⁴ Achim Stahl⁴⁸ Luca Stanco⁶¹ Konstantin Stankevich⁷⁰ Dus Stefanik⁷¹ Hans Steiger⁵³
 Jochen Steinmann⁴⁸ Malte Stender⁴⁹ Virginia Strati⁵⁷ Alexander Studenikin⁷⁰ Gongxing Sun(孙功星)¹⁰
 Liting Sun(孙丽婷)¹⁰ Shifeng Sun(孙世峰)¹¹ Xilei Sun(孙希磊)¹⁰ Yongjie Sun(孙勇杰)²²
 Yongzhao Sun(孙永昭)¹⁰ Narumon Suwonjandee⁷² Michal Szelezniak⁴⁵ Jian Tang(唐健)²⁰ Qiang Tang(唐强)²⁰
 Quan Tang(唐泉)²³ Xiao Tang(唐晓)¹⁰ Alexander Tietzsch⁵⁴ Igor Tkachev⁶⁹ Konstantin Treskov⁶⁸
 Giancarlo Troni⁵ Wladyslaw Trzaska⁴² Cristina Tuve⁵⁵ Stefan van Waasen⁵¹ Johannes Vanden Boom⁵¹
 Nikolaos Vassilopoulos¹⁰ Vadim Vedin⁶⁶ Giuseppe Verde⁵⁵ Maxim Vialkov⁷⁰ Benoit Viaud⁴⁷ Cristina Volpe⁴³
 Vit Vorobel⁴¹ Lucia Votano⁶⁴ Pablo Walker⁵ Caishen Wang(王彩申)¹⁸ Chung-Hsiang Wang³⁹ En Wang(王恩)³⁷
 Guoli Wang(王国利)²¹ Jian Wang(王坚)²² Jun Wang(王俊)²⁰ Kunyu Wang(王坤宇)¹⁰ Lu Wang(汪璐)¹⁰
 Meifen Wang(王美芬)¹⁰ Meng Wang(王萌)²⁵ Meng Wang(王孟)²³ Ruiguang Wang(王瑞光)¹⁰
 Siguang Wang(王思广)¹² Wei Wang(王为)²⁰ Wei Wang(王维)²⁷ Wenshuai Wang(王文帅)¹⁰ Xi Wang(王玺)¹⁶
 Xiangyue Wang(王湘粤)²⁰ Yangfu Wang(王仰夫)¹⁰ Yaoguang Wang(王耀光)³⁴ Yi Wang(王义)¹³
 Yi Wang(王忆)²⁴ Yifang Wang(王贻芳)¹⁰ Yuanqing Wang(王元清)¹³ Yuman Wang(王玉漫)²⁷ Zhe Wang(王喆)¹³
 Zheng Wang(王铮)¹⁰ Zhimin Wang(王志民)¹⁰ Zongyi Wang(王宗轶)¹³ Apimook Watcharangkool⁷³
 Lianghong Wei(韦良红)¹⁰ Wei Wei(魏微)¹⁰ Yadong Wei(魏亚东)¹⁸ Liangjian Wen(温良剑)¹⁰
 Christopher Wiebusch⁴⁸ Steven Chan-Fai Wong(黄振辉)²⁰ Bjoern Wonsak⁴⁹ Chia-Hao Wu³⁸ Diru Wu(吴帝儒)¹⁰
 Fangliang Wu(武方亮)²⁷ Qun Wu(吴群)²⁵ Wenjie Wu(吴文杰)³⁴ Zhi Wu(吴智)¹⁰ Michael Wurm⁵²
 Jacques Wurtz⁴⁵ Christian Wysotzki⁴⁸ Yufei Xi(习宇飞)³² Dongmei Xia(夏冬梅)¹⁷ Yuguang Xie(谢宇广)¹⁰
 Zhangquan Xie(谢章权)¹⁰ Zhizhong Xing(邢志忠)¹⁰ Donglian Xu(徐东莲)^{31,30} Fanrong Xu(徐繁荣)¹⁹
 Jilei Xu(徐吉磊)¹⁰ Jing Xu(徐晶)⁸ Meihang Xu(徐美杭)¹⁰ Yin Xu(徐音)³³ Yu Xu^{50,48} Baojun Yan(闫保军)¹⁰
 Xiongbo Yan(闫雄波)¹⁰ Yupeng Yan⁷⁴ Anbo Yang(杨安波)¹⁰ Changgen Yang(杨长根)¹⁰ Huan Yang(杨欢)¹⁰
 Jie Yang(杨洁)³⁷ Lei Yang(杨雷)¹⁸ Xiaoyu Yang(杨晓宇)¹⁰ Yifan Yang² Haifeng Yao(姚海峰)¹⁰ Zafar Yasin⁶⁷
 Jiaxuan Ye(叶佳璇)¹⁰ Mei Ye(叶梅)¹⁰ Ugur Yegin⁵¹ Frédéric Yermia⁴⁷ Peihuai Yi(易培淮)¹⁰
 Zhengyun You(尤郑响)²⁰ Boxiang Yu(俞伯祥)¹⁰ Chiye Yu(余焯业)¹⁸ Chunxu Yu(喻纯旭)³³
 Hongzhao Yu(余泓钊)²⁰ Miao Yu(于淼)³⁴ Xianghui Yu(于向辉)³³ Zeyuan Yu(于泽源)¹⁰
 Chengzhuo Yuan(袁成卓)¹⁰ Ying Yuan(袁影)¹² Zhenxiong Yuan(袁振雄)¹³ Ziyi Yuan(袁子奕)³⁴
 Baobiao Yue(岳保彪)²⁰ Noman Zafar⁶⁷ Andre Zambanini⁵¹ Pan Zeng(曾攀)¹³ Shan Zeng(曾珊)¹⁰
 Tingxuan Zeng(曾婷轩)¹⁰ Yuda Zeng(曾裕达)²⁰ Liang Zhan(占亮)¹⁰ Feiyang Zhang(张飞洋)³⁰
 Guoqing Zhang(张国庆)¹⁰ Haiqiong Zhang(张海琼)¹⁰ Honghao Zhang(张宏浩)²⁰ Jiawen Zhang(张家文)¹⁰
 Jie Zhang(张杰)¹⁰ Jingbo Zhang(张景波)²¹ Peng Zhang(张鹏)¹⁰ Qingmin Zhang(张清民)³⁵ Tao Zhang(张涛)³⁰
 Xiaomei Zhang(张晓梅)¹⁰ Xuantong Zhang(张玄同)¹⁰ Yan Zhang(张岩)¹⁰ Yinhong Zhang(张银鸿)¹⁰
 Yiyu Zhang(张易于)¹⁰ Yongpeng Zhang(张永鹏)¹⁰ Yuanyuan Zhang(张圆圆)³⁰ Yumei Zhang(张玉美)²⁰
 Zhenyu Zhang(张振宇)³⁴ Zhijian Zhang(张志坚)¹⁸ Fengyi Zhao(赵凤仪)²⁶ Jie Zhao(赵洁)¹⁰ Rong Zhao(赵荣)²⁰
 Shujun Zhao(赵书俊)³⁷ Tianchi Zhao(赵天池)¹⁰ Dongqin Zheng(郑冬琴)¹⁹ Hua Zheng(郑华)¹⁸
 Minshan Zheng(郑敏珊)⁹ Yangheng Zheng(郑阳恒)¹⁴ Weirong Zhong(钟伟荣)¹⁹ Jing Zhou(周静)⁹
 Li Zhou(周莉)¹⁰ Nan Zhou(周楠)²² Shun Zhou(周顺)¹⁰ Xiang Zhou(周详)³⁴ Jiang Zhu(朱江)²⁰
 Kejun Zhu(朱科军)¹⁰ Honglin Zhuang(庄红林)¹⁰ Liang Zong(宗亮)¹³ Jiaheng Zou(邹佳恒)¹⁰

¹Yerevan Physics Institute, Yerevan, Armenia²Université Libre de Bruxelles, Brussels, Belgium³Universidade Estadual de Londrina, Londrina, Brazil⁴Pontificia Universidade Católica do Rio de Janeiro, Rio, Brazil⁵Pontificia Universidad Católica de Chile, Santiago, Chile⁶Universidad Técnica Federico Santa María, Valparaiso, Chile⁷Beijing Institute of Spacecraft Environment Engineering, Beijing, China⁸Beijing Normal University, Beijing, China⁹China Institute of Atomic Energy, Beijing, China¹⁰Institute of High Energy Physics, Beijing, China¹¹North China Electric Power University, Beijing, China

- ¹²School of Physics, Peking University, Beijing, China
¹³Tsinghua University, Beijing, China
¹⁴University of Chinese Academy of Sciences, Beijing, China
¹⁵Jilin University, Changchun, China
¹⁶College of Electronic Science and Engineering, National University of Defense Technology, Changsha, China
¹⁷Chongqing University, Chongqing, China
¹⁸Dongguan University of Technology, Dongguan, China
¹⁹Jinan University, Guangzhou, China
²⁰Sun Yat-Sen University, Guangzhou, China
²¹Harbin Institute of Technology, Harbin, China
²²University of Science and Technology of China, Hefei, China
²³The Radiochemistry and Nuclear Chemistry Group in University of South China, Hengyang, China
²⁴Wuyi University, Jiangmen, China
²⁵Shandong University, Jinan, China
²⁶Institute of Modern Physics, Chinese Academy of Sciences, Lanzhou, China
²⁷Nanjing University, Nanjing, China
²⁸Guangxi University, Nanning, China
²⁹East China University of Science and Technology, Shanghai, China
³⁰School of Physics and Astronomy, Shanghai Jiao Tong University, Shanghai, China
³¹Tsung-Dao Lee Institute, Shanghai Jiao Tong University, Shanghai, China
³²Institute of Hydrogeology and Environmental Geology, Chinese Academy of Geological Sciences, Shijiazhuang, China
³³Nankai University, Tianjin, China
³⁴Wuhan University, Wuhan, China
³⁵Xi'an Jiaotong University, Xi'an, China
³⁶Xiamen University, Xiamen, China
³⁷School of Physics and Microelectronics, Zhengzhou University, Zhengzhou, China
³⁸Institute of Physics National Chiao-Tung University, Hsinchu
³⁹National United University, Miao-Li
⁴⁰Department of Physics, National Taiwan University, Taipei
⁴¹Charles University, Faculty of Mathematics and Physics, Prague, Czech Republic
⁴²University of Jyväskylä, Department of Physics, Jyväskylä, Finland
⁴³IJCLab, Université Paris-Saclay, CNRS/IN2P3, 91405 Orsay, France
⁴⁴Université de Bordeaux, CNRS, CENBG-IN2P3, F-33170 Gradignan, France
⁴⁵IPHC, Université de Strasbourg, CNRS/IN2P3, F-67037 Strasbourg, France
⁴⁶Centre de Physique des Particules de Marseille, Marseille, France
⁴⁷SUBATECH, Université de Nantes, IMT Atlantique, CNRS-IN2P3, Nantes, France
⁴⁸III. Physikalisches Institut B, RWTH Aachen University, Aachen, Germany
⁴⁹Institute of Experimental Physics, University of Hamburg, Hamburg, Germany
⁵⁰Forschungszentrum Jülich GmbH, Nuclear Physics Institute IKP-2, Jülich, Germany
⁵¹Forschungszentrum Jülich GmbH, Central Institute of Engineering, Electronics and Analytics - Electronic Systems(ZEA-2), Jülich, Germany
⁵²Institute of Physics, Johannes-Gutenberg Universität Mainz, Mainz, Germany
⁵³Technische Universität München, München, Germany
⁵⁴Eberhard Karls Universität Tübingen, Physikalisches Institut, Tübingen, Germany
⁵⁵INFN Catania and Dipartimento di Fisica e Astronomia dell'Università di Catania, Catania, Italy
⁵⁶INFN Catania and Centro Siciliano di Fisica Nucleare e Struttura della Materia, Catania, Italy
⁵⁷Department of Physics and Earth Science, University of Ferrara and INFN Sezione di Ferrara, Ferrara, Italy
⁵⁸INFN Sezione di Milano and Dipartimento di Fisica dell'Università di Milano, Milano, Italy
⁵⁹INFN Milano Bicocca and University of Milano Bicocca, Milano, Italy
⁶⁰INFN Milano Bicocca and Politecnico di Milano, Milano, Italy
⁶¹INFN Sezione di Padova, Padova, Italy
⁶²Dipartimento di Fisica e Astronomia dell'Università di Padova and INFN Sezione di Padova, Padova, Italy
⁶³INFN Sezione di Perugia and Dipartimento di Chimica, Biologia e Biotecnologie dell'Università di Perugia, Perugia, Italy
⁶⁴Laboratori Nazionali di Frascati dell'INFN, Roma, Italy
⁶⁵University of Roma Tre and INFN Sezione Roma Tre, Roma, Italy
⁶⁶Institute of Electronics and Computer Science, Riga, Latvia
⁶⁷Pakistan Institute of Nuclear Science and Technology, Islamabad, Pakistan
⁶⁸Joint Institute for Nuclear Research, Dubna, Russia
⁶⁹Institute for Nuclear Research of the Russian Academy of Sciences, Moscow, Russia
⁷⁰Lomonosov Moscow State University, Moscow, Russia
⁷¹Comenius University Bratislava, Faculty of Mathematics, Physics and Informatics, Bratislava, Slovakia
⁷²Department of Physics, Faculty of Science, Chulalongkorn University, Bangkok, Thailand
⁷³National Astronomical Research Institute of Thailand, Chiang Mai, Thailand
⁷⁴Suranaree University of Technology, Nakhon Ratchasima, Thailand
⁷⁵Department of Physics and Astronomy, University of California, Irvine, California, USA

Abstract: The Jiangmen Underground Neutrino Observatory (JUNO) features a 20 kt multi-purpose underground liquid scintillator sphere as its main detector. Some of JUNO's features make it an excellent experiment for ^8B solar neutrino measurements, such as its low-energy threshold, its high energy resolution compared to water Cherenkov

detectors, and its much larger target mass compared to previous liquid scintillator detectors. In this paper we present a comprehensive assessment of JUNO's potential for detecting ^8B solar neutrinos via the neutrino-electron elastic scattering process. A reduced 2 MeV threshold on the recoil electron energy is found to be achievable assuming the intrinsic radioactive background ^{238}U and ^{232}Th in the liquid scintillator can be controlled to 10^{-17} g/g. With ten years of data taking, about 60,000 signal and 30,000 background events are expected. This large sample will enable an examination of the distortion of the recoil electron spectrum that is dominated by the neutrino flavor transformation in the dense solar matter, which will shed new light on the inconsistency between the measured electron spectra and the predictions of the standard three-flavor neutrino oscillation framework. If $\Delta m_{21}^2 = 4.8 \times 10^{-5}$ (7.5×10^{-5}) eV^2 , JUNO can provide evidence of neutrino oscillation in the Earth at the about 3σ (2σ) level by measuring the non-zero signal rate variation with respect to the solar zenith angle. Moreover, JUNO can simultaneously measure Δm_{21}^2 using ^8B solar neutrinos to a precision of 20% or better depending on the central value and to sub-percent precision using reactor antineutrinos. A comparison of these two measurements from the same detector will help understand the current mild inconsistency between the value of Δm_{21}^2 reported by solar neutrino experiments and the KamLAND experiment.

Keywords: neutrino oscillation, solar neutrino, JUNO

DOI:

I. INTRODUCTION

Solar neutrinos, produced during the nuclear fusion in the solar core, have played an important role in the history of neutrino physics, from the first observation and appearance of the solar neutrino problem at the Homestake experiment [1], to the measurements at Kamiokande [2], GALLEX/GNO [3, 4], and SAGE [5], and then to the precise measurements at Super-Kamiokande [6], SNO [7, 8], and Borexino [9]. In the earlier radiochemical experiments only the charged-current (CC) interactions of ν_e on the nuclei target could be measured. Subsequently, solar neutrinos were detected via the neutrino electron elastic scattering (ES) process in water Cherenkov or liquid scintillator detectors, which are predominantly sensitive to ν_e with lower cross sections for ν_μ and ν_τ . Exceptionally, the heavy water target used by SNO allowed observations of all the three processes, including $\nu-e$ ES, CC, and neutral-current (NC) interactions on deuterium [10]. The NC channel is equally sensitive to all active neutrino flavors allowing a direct measurement of the ^8B solar neutrino flux at production. Thus, SNO gave the first model-independent evidence of the solar neutrino flavor conversion and solved the solar neutrino problem.

At present, there are still several open issues to be addressed in solar neutrino physics. The solar metallicity problem [11, 12] will profit from either the precise measurements of the ^7Be and ^8B solar neutrino fluxes, or the observation of solar neutrinos from the CNO cycle. In the elementary particle side, validation tests of the large mixing angle (LMA) Mikheyev-Smirnov-Wolfenstein (MSW) [13, 14] solution and the search for new physics beyond the standard scenario [15–18] constitute the main

goals. The standard scenario of three neutrino mixing predicts a smooth upturn in the ν_e survival probability (P_{ee}) in the neutrino energy region between the high (MSW dominated) and the low (vacuum dominated) ranges, and a sizable Day-Night asymmetry of the percentage level. However, by comparing between the global analysis of solar neutrino data and the KamLAND reactor antineutrino data, we observe a mild inconsistency at the 2σ level¹⁾ for the mass-squared splitting Δm_{21}^2 . The combined Super-K and SNO fitting favors $\Delta m_{21}^2 = 4.8_{-0.6}^{+1.3} \times 10^{-5}$ eV^2 [20], while KamLAND gives $\Delta m_{21}^2 = 7.53_{-0.18}^{+0.18} \times 10^{-5}$ eV^2 [21].

To resolve whether this inconsistency is a statistical fluctuation or a physical effect beyond the standard neutrino oscillation framework, requires further measurements. The Jiangmen Underground Neutrino Observatory (JUNO), a 20 kt multi-purpose underground liquid scintillator (LS) detector, can measure Δm_{21}^2 to an unprecedented sub-percent level using reactor antineutrinos [22]. Measurements of ^8B solar neutrinos will also benefit primarily due to the large target mass, which affords excellent self-shielding and comparable statistics to Super-K. A preliminary discussion of the radioactivity requirements and the cosmogenic isotope background can be found in the JUNO Yellow Book [22]. In this paper we present a more comprehensive study with the following updates. The cosmogenic isotopes are better suppressed with improved veto strategies. The analysis threshold on the recoil electrons can be lowered to 2 MeV assuming an achievable intrinsic radioactivity background level, which compares favourably with the current world-best 3 MeV threshold in Borexino [23]. The

¹⁾ From the latest results at the Neutrino 2020 conference [19], the inconsistency is reduced to around 1.4σ due to the larger statistics and the update of analysis methods.

lower threshold leads to larger signal statistics and a more sensitive examination on the spectrum distortion of recoil electrons. New measurement of non-zero signal rate variation versus the solar zenith angle (Day-Night asymmetry) is also expected. After combining with the ^8B neutrino flux from the SNO NC measurement, the Δm_{21}^2 precision is expected to be similar to the current global fitting results [24]. This paper has the following structure: Sec. 2 presents the expected ^8B neutrino signals in the JUNO detector. Section 3 describes the background budget, including the internal and external natural radioactivity, and the cosmogenic isotopes. Section 4 summarizes the results of sensitivity studies.

II. SOLAR NEUTRINO DETECTION AT JUNO

In LS detectors the primary detection channel of solar neutrinos is their elastic scattering with electrons. The signal spectrum is predicted with the following steps: generation of neutrino flux and energy spectrum considering oscillation in the Sun and the Earth, determination of the recoil electron rate and kinematics, and implementation of the detector response. A two-dimensional spectrum of signal counts with respect to the visible energy and the solar zenith angle is produced and utilized in sensitivity studies.

A. ^8B neutrino generation and oscillation

In this study, we assume an arrival ^8B neutrino flux of $(5.25 \pm 0.20) \times 10^6$ / cm^2/s provided by the NC channel measurement at SNO [25]. The relatively small contribution (8.25×10^3 / cm^2/s) from *hep* neutrinos, produced by the capture of protons on ^3He , is also included in the calculation of ES signals. The ^8B and *hep* neutrino spectra are taken from Refs. [26, 27] as shown in Fig. 1. The neutrino spectrum shape uncertainties (a shift of about ± 100 keV) are mainly due to the uncertain energy levels of ^8Be excited states. The shape uncertainties are propagated into the energy-correlated systematic uncertainty on the recoil electron spectrum. The radial profile of the neutrino production in the Sun for each component is from Ref. [28].

The calculation of solar neutrino oscillation in the Sun follows the standard MSW framework [13, 14]. The oscillation is affected by the coherent interactions with the medium via forward elastic weak CC scattering in the Sun. The neutrino evolution function can be modified by the electron density in the core, which is the so-called MSW effect. However, due to the slow change in electron density, the neutrino evolution function reduces to an adiabatic oscillation from the position where the neutrino is produced to the surface of the Sun. Moreover, effects of evolution phases with respect to the effective mass eigenstates average out to be zero due to the long enough propagation distance of the solar neutrinos, resulting in

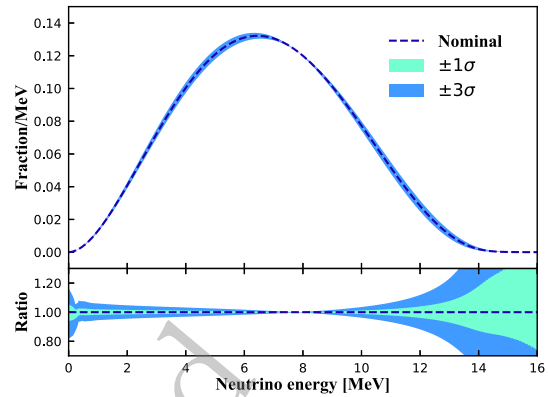


Fig. 1. ^8B ν_e spectrum together with the shape uncertainties. The data are taken from Ref. [26].

decoherent mass eigenstates prior to arrival at Earth. The survival probability of solar neutrinos is derived by taking all these effects into account.

During the Night solar neutrinos must pass through the Earth prior to reaching the detector, which via the MSW effect can make the effective mass eigenstates coherent again, leading to ν_e regenerations. Compared to Super-K (36°N), the lower latitude of JUNO (22°N) slightly enhances this regeneration. This phenomenon is quantized by measuring the signal rate variation versus the cosine of the solar zenith angle ($\cos\theta_z$). The definition of θ_z and the effective detector exposure with respect to 1 A.U. in 10 years of data taking are shown in Fig. 2. In the exposure calculation, the sub-solar points are calculated with the python library PyEphem [29] and the Sun-Earth distances given by the library AACGM-v2 [30]. The results are consistent with those in Ref. [31]. The Day is defined for $\cos\theta_z < 0$, and the Night for $\cos\theta_z > 0$. The ν_e regeneration probability is calculated assuming a spherical Earth and using the averaged 8-layer density from the Preliminary Reference Earth Model (PREM) [32].

Taking the MSW effects in both the Sun and the Earth into consideration, the ν_e survival probabilities (P_{ee}) with respect to the neutrino energy E_ν for two Δm_{21}^2 values are shown in Fig. 3. The other oscillation parameters are taken from PDG-2018 [33]. The shadowed area shows the P_{ee} variation at different solar zenith angles. A transition energy region connecting the two oscillation regimes is found between 1 MeV to 8 MeV. A smooth upturn trend of $P_{ee}(E_\nu)$ in this transition energy range is also expected. The smaller the Δm_{21}^2 value is, the steeper upturn at the transition range and the larger size of Day-Night asymmetry at high energies can be found. Furthermore, the $P_{ee}(E_\nu)$ in the transition region is especially sensitive to non-standard interactions [15]. Thus, by detecting ^8B neutrinos, the existence of new physics which sensitively affects the transition region can be tested, and the Day-Night asymmetry can be measured.

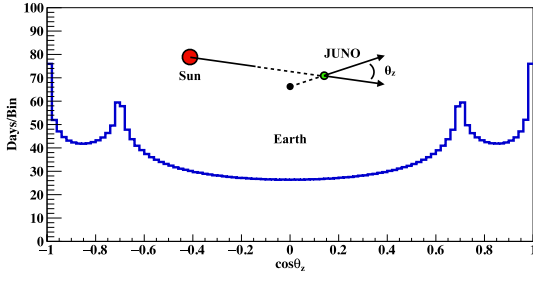


Fig. 2. Definition of the solar zenith angle θ_z , and the effective detector exposure with respect to 1 A.U. in ten years of data taking.

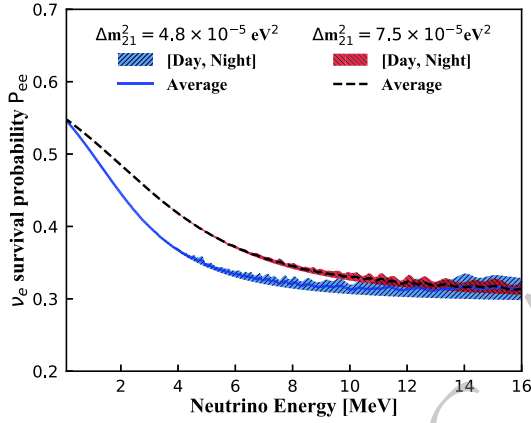


Fig. 3. Solar ν_e survival probabilities (P_{ee}) with respect to the neutrino energy. A transition from the MSW dominated oscillation to the vacuum dominated is found when neutrino energy goes from high to low ranges. The shadowed area shows the variation of P_{ee} at different solar zenith angles. A smaller Δm_{21}^2 leads to a larger Day-Night asymmetry effect.

B. $\nu-e$ elastic scattering

In the $\nu-e$ elastic scattering process, ν_e can interact with electrons via both W^\pm and Z^0 boson exchange, while $\nu_{\mu,\tau}$ can only interact with electrons via Z^0 exchange. This leads to an about six times larger cross section of ν_e-e compared to that of $\nu_{\mu,\tau}-e$, as shown in Fig. 4. For the cross section calculation, we use:

$$\frac{d\sigma}{dT_e}(E_\nu, T_e) = \frac{\sigma_0}{m_e} \left[g_1^2 + g_2^2 \left(1 - \frac{T_e}{E_\nu} \right)^2 - g_1 g_2 \frac{m_e T_e}{E_\nu^2} \right], \quad (1)$$

where E_ν is the neutrino energy, T_e is the kinetic energy of the recoil electron, m_e is the electron mass, $\sigma_0 = \frac{2G_F^2 m_e^2}{\pi} \simeq 88.06 \times 10^{-46} \text{ cm}^2$ [34]. The quantities g_1 and g_2 depend on neutrino flavor: $g_1^{(\nu_e)} = g_2^{(\bar{\nu}_e)} \simeq 0.73$, $g_2^{(\nu_e)} = g_1^{(\bar{\nu}_e)} \simeq 0.23$, $g_1^{(\nu_{\mu,\tau})} = g_2^{(\bar{\nu}_{\mu,\tau})} \simeq -0.27$, $g_2^{(\nu_{\mu,\tau})} = g_1^{(\bar{\nu}_{\mu,\tau})} \simeq 0.23$.

After scattering, the total energy and momentum of the neutrino and electron are redistributed. Physics studies rely on the visible spectrum of recoil electrons, pre-

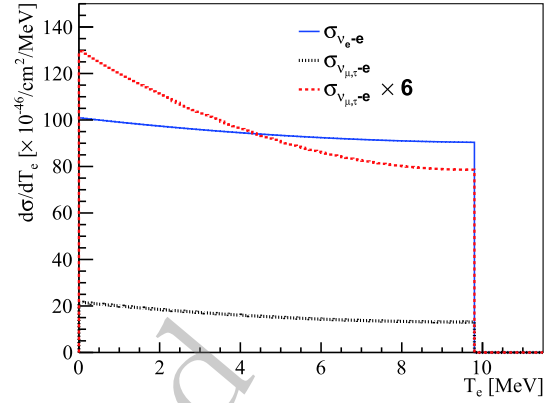


Fig. 4. Differential cross section of ν_e-e (blue) and $\nu_{\mu,\tau}-e$ (black) elastic scattering for a 10 MeV neutrino. The stronger energy dependence of the $\nu_{\mu,\tau}-e$ cross section, as illustrated in red, produces another smooth upturn in the visible electron spectrum compared to the case of no $\nu_{\mu,\tau}$ appearance.

dicted in the following steps. First, apply the ES cross section to the neutrino spectrum to obtain the kinetic energy spectrum of recoil electrons. To calculate the reaction rate, the electron density is 3.38×10^{32} per kt using the LS composition in Ref. [22]. The expected signal rate in the full energy range is 4.15 (4.36) counts per day per kt (cpd/kt) for $\Delta m_{21}^2 = 4.8$ (7.5) $\times 10^{-5} \text{ eV}^2$. A simplified detector response model, including the LS's light output nonlinearity from Daya Bay [35] and the $3\%/\sqrt{E}$ energy resolution, is applied to the kinetic energy of recoil electron, resulting in the visible energy E_{vis} . To calculate the fiducial volumes, the ES reaction vertex is also smeared by a $12 \text{ cm}/\sqrt{E}$ resolution. Eventually, the number of signals are counted with respect to the visible energy and the solar zenith angle as shown in Fig. 5. The two-dimensional spectrum will be used to determine the neutrino oscillation parameters, since it carries information on both the

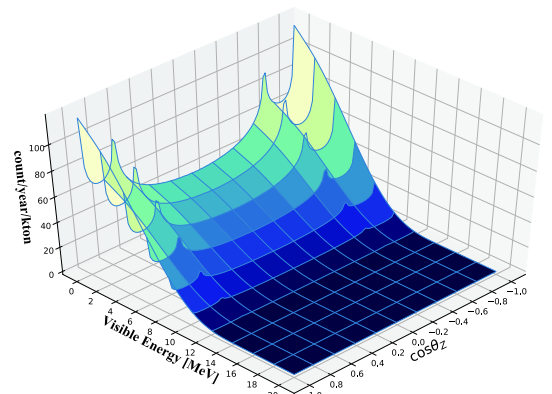


Fig. 5. ^8B $\nu-e$ ES signal counts with respect to the visible energy of recoil electron and the cosine of the solar zenith angle $\cos\theta_z$. The spectrum carries information on neutrino oscillation both in the Sun and the Earth, and will be used to determine the neutrino oscillation parameters.

spectrum distortion primarily from oscillation in the Sun, and the Day-Night asymmetry from oscillation in the Earth. Table 1 provides the expected signal rates during Day and Night within two visible energy ranges.

Table 1. JUNO ^8B $\nu-e$ E signal rates in terms of per day per kt (cpd/kt) during the Day and Night, in different visible energy ranges.

Rate [cpd/kt]	(0, 16) MeV		(2, 16) MeV	
	Day	Night	Day	Night
$\Delta m_{21}^2 = 4.8 \times 10^{-5} \text{eV}^2$	2.05	2.10	1.36	1.40
$\Delta m_{21}^2 = 7.5 \times 10^{-5} \text{eV}^2$	2.17	2.19	1.44	1.46

III. BACKGROUND BUDGET

Unlike the correlated signals produced in the Inverse Beta Decay reaction of reactor antineutrinos, the ES signal of solar neutrinos is a single event. A good signal-to-background ratio requires extremely radiopure detector materials, sufficient shielding from surrounding natural radioactivity and an effective strategy to reduce backgrounds from unstable isotopes produced by cosmic-ray muons passing through the detector. Based on the R&D of JUNO detector components, a background budget has been built for ^8B neutrino detection at JUNO. Assuming an intrinsic ^{238}U and ^{232}Th radioactivity level of 10^{-17} g/g, the 2 MeV analysis threshold could be achieved, yielding a sample from 10 years of data taking of about 60,000 ES signal events and 30,000 background candidates.

The threshold cannot be further reduced below 2 MeV due to the large background from cosmogenic ^{11}C , which is a β^+ isotope with a decay energy of 1.982 MeV and a half-life of 20.4 minutes with production rate in the JUNO detector of more than 10,000 per day. The huge yield and long life-time of ^{11}C makes it very difficult to suppress this background to a level similar to the signal, limiting the analysis threshold to 2 MeV.

A. Natural radioactivity

As shown in Fig. 6, the 20 kt liquid scintillator is contained in a spherical acrylic vessel with an inner diameter of 35.4 m and a thickness of 12 cm. The vessel is supported by a 600 t stainless steel (SS) structure composed of 590 SS bars connected to acrylic nodes. Each acrylic node includes an about 40 kg SS ring providing enough strength. The LS is instrumented with about 18,000 20-inch PMTs and 25,000 3-inch small PMTs. The 18,000 20-inch PMTs comprise 5,000 Hamamatsu dynode PMTs and 13,000 PMTs with a microchannel plate (MCP-PMT) instead of a dynode structure. All the PMTs are installed on the SS structure and the glass bulbs of the large PMTs

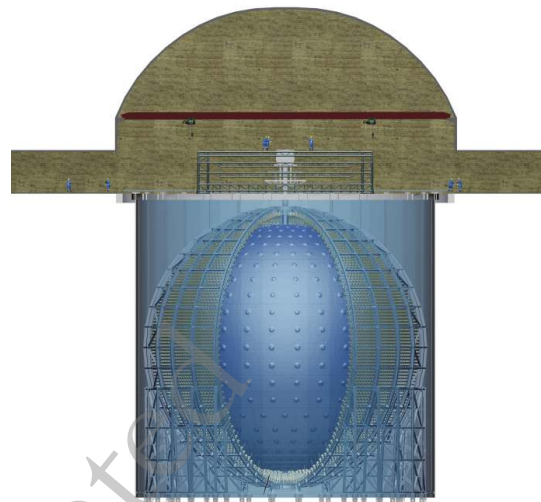


Fig. 6. Diagram of the JUNO detector. The 20 kt LS is contained in a spherical acrylic vessel with an inner diameter of 35.4 m, and the vessel is supported by stainless steel latticed shell and the shell also holds about 18,000 pieces of 20-inch PMTs and 25,000 pieces of 3-inch PMTs.

are positioned about 1.7 m away from the LS. Pure water in the pool serves as both passive shielding and a Cherenkov muon detector instrumented with about 2,000 20-inch PMTs. The natural radioactivity is divided into internal and external parts, where the internal part is the LS intrinsic background and the external part is from other detector components and surrounding rocks. The radioactivity of each to-be-built detector component has been measured [36] and is used in the Geant4 (10.2) based simulation [37].

1. External radioactivity

Among the external radioactive isotopes, ^{208}Tl is the most critical one due to that it has the highest energy γ (2.61 MeV) from its decay. This was also the primary reason that Borexino could not lower the analysis threshold to below 3 MeV [23]. The problem is overcome in JUNO due to its much larger detector size. In addition, all detector materials of JUNO have been carefully selected to fulfill radiopurity requirements [38]. The ^{238}U and ^{232}Th contaminations in SS are measured to be less than 1 ppb and 2 ppb, respectively. In acrylic both are at 1 ppt level. An improvement is from the glass bulbs of MCP-PMTs, in which the ^{238}U and ^{232}Th contaminations are 200 ppb and 125 ppb, respectively [39]. They are 2 to 4 times lower than those of the 20-inch Hamamatsu PMTs.

With the measured radioactivity values, a simulation is performed to obtain the external γ 's deposited energy spectrum in LS as shown in Fig. 7. ^{208}Tl decays in the PMT glass and in the SS rings of the acrylic nodes dominate the external background, which is responsible for the peak at 2.6 MeV. The continuous part from 2.6 to 3.5

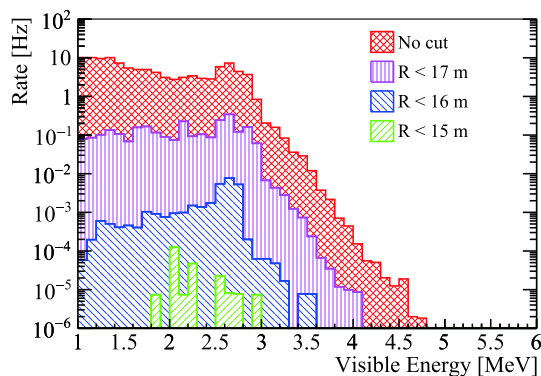


Fig. 7. Deposited energy spectra in LS by external γ 's after different FV cuts. The plot is generated by the simulation with measured radioactivity values of all external components. The multiple γ 's of ^{208}Tl decays in acrylic and SS nodes account for the background in 3 to 5 MeV. With a set of energy-dependent FV cuts, the external background is suppressed to less than 0.5% compared to signals.

MeV is due to the multiple γ 's released from a ^{208}Tl decay. Limited by the huge computing resources required to simulate enough ^{208}Tl decays in the PMT glass, an extrapolation method is used to estimate its contribution in the region of spherical radius less than 15 m based on the simulated results in the outer region. According to the simulation results, an energy dependent fiducial volume (FV) cut, in terms of the reconstructed radial position (r) in the spherical coordinate system, is designed as:

- $2 < E_{\text{vis}} \leq 3$ MeV, $r < 13$ m, 7.9 kt target mass;
- $3 < E_{\text{vis}} \leq 5$ MeV, $r < 15$ m, 12.2 kt target mass;
- $E_{\text{vis}} > 5$ MeV, $r < 16.5$ m, 16.2 kt target mass.

In this way the external radioactivity background is suppressed to less than 0.5% compared to signals in the whole energy range, while the signal statistic is maximized at high energies.

In addition to the decays of natural radioactive isotopes, another important source of high energy γ 's is the (n, γ) reaction in rock, PMT glass, and the SS structure [23, 40]. Neutrons mainly come from the (α, n) reaction and the spontaneous fission of ^{238}U , and are named as radiogenic neutrons. The neutron fluxes and spectra are calculated using the neutron yields from Refs. [23, 41] and the measured radioactivity levels. Then the simulation is performed to account for the neutron transportation and capture, high energy γ release and energy deposit. In the FV of $r < 16.5$ m, this radiogenic neutron background contribution is found to be less than 0.001 per day and can be neglected.

2. Internal radioactivity

With negligible external background after the FV cuts, the LS intrinsic impurity levels and backgrounds from cosmogenic isotopes determine the lower analysis threshold of recoil electrons. JUNO will deploy four LS

purification approaches. Three of them focus on the removal of natural radioactivity in LS during distillation, water extraction and gas stripping [42]. An additional on-line monitoring system (OSIRIS [43]) will be built to measure the ^{238}U , ^{232}Th , and Radon contaminations before the LS filling. As a feasibility study, following the assumptions in the JUNO Yellow Book [22], we start with 10^{-17} g/g ^{238}U and ^{232}Th in the secular equilibrium, which are close to those of Borexino Phase I [44]. However, from Borexino's measurements the daughter nuclei of ^{222}Rn , i.e., ^{210}Pb and ^{210}Po , are likely off-equilibrium. In this study 10^{-24} g/g ^{210}Pb and a ^{210}Po decay rate of 2600 cpd/kt are assumed [45]. The left plot of Fig. 8 shows the internal background spectrum under the assumptions above, and the ^8B neutrino signal is also drawn for comparison. Obviously, an effective background reduction method is needed. The α peaks are not included since after LS quenching their visible energies are usually less than 1 MeV, much smaller than the 2 MeV analysis threshold.

Above the threshold the background is dominated by five isotopes as listed in Table 2. ^{214}Bi and 64% of ^{212}Bi decays can be removed by the coincidence with their

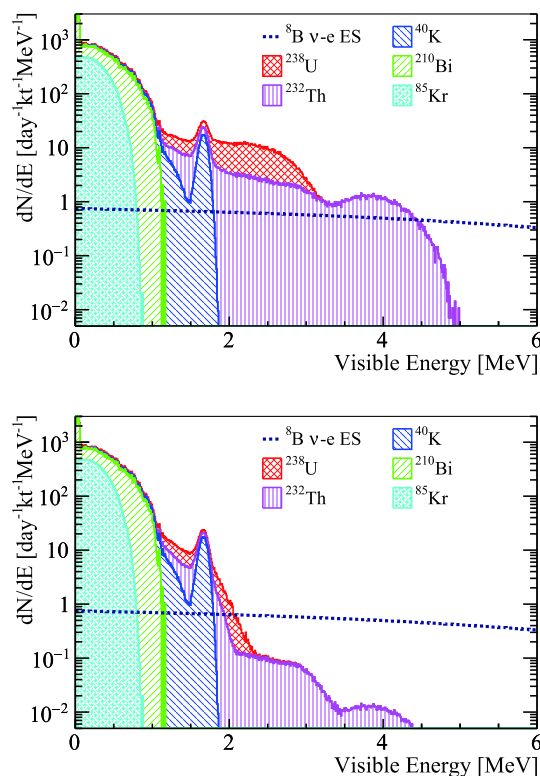


Fig. 8. Internal radioactivity background compared with ^8B signal before (left) and after (right) time, space and energy correlation cuts to remove the Bi-Po/Bi-Tl cascade decays. The events in the 3–5 MeV energy range are dominated by ^{208}Tl decays, while those between 2 and 3 MeV are from ^{214}Bi and ^{212}Bi .

Table 2. Isotopes in the ^{238}U and ^{232}Th decay chains with decay energies larger than 2 MeV. With correlation cuts most of ^{214}Bi , ^{212}Bi and ^{208}Tl decays can be removed. The decay data are taken from Ref. [47].

Isotope	Decay mode	Decay energy	τ	Daughter	Daughter's τ	Removal eff.	Removed signal
^{214}Bi	β^-	3.27 MeV	28.7 min	^{214}Po	237 μs	>99.5%	<1%
^{212}Bi	β^- : 64%	2.25 MeV	87.4 min	^{212}Po	431 ns	93%	~ 0
^{212}Bi	α : 36%	6.21 MeV	87.4 min	^{208}Tl	4.4 min	N/A	N/A
^{208}Tl	β^-	5.00 MeV	4.4 min	^{208}Pb	Stable	99%	20%
$^{234}\text{Pa}^m$	β^-	2.27 MeV	1.7 min	^{234}U	245500 years	N/A	N/A
^{228}Ac	β^-	2.13 MeV	8.9 h	^{228}Th	1.9 years	N/A	N/A

short-lived daughter nuclei, ^{214}Po ($\tau \sim 231 \mu\text{s}$) and ^{212}Po ($\tau \sim 431 \text{ ns}$), respectively. The removal efficiency of ^{214}Bi can reach to about 99.5% with less than 1% loss of signals. Based on the current electronics design, which records PMT waveforms in a 1 μs readout window with a sampling rate of 1 G samples/s [46], it is assumed that ^{212}Po cannot be identified from its parent ^{212}Bi if it decays within 30 ns. Thus, for the ^{212}Bi - ^{212}Po cascade decays the removal efficiency is only 93%. For the residual 7%, the visible energies of ^{212}Bi and ^{212}Po decays are added together because they are too close to each other.

Besides removing ^{214}Bi and ^{212}Bi via the prompt correlation which was also used in previous experiments, a new analysis technique of this study is the reduction of ^{208}Tl . 36% of ^{212}Bi decays to ^{208}Tl by releasing an α particle. The decay of ^{208}Tl ($\tau \sim 4.4$ minutes) dominates the background in the energy range of 3 to 5 MeV. With a 22 minutes veto in a spherical volume of radius 1.1 m around a ^{212}Bi α candidate, 99% ^{208}Tl decays can be removed. The fraction of removed good events, estimated with the simulation, is found to be about 20%, because there are more than 2600 cpd/kt ^{210}Po decays in the similar α energy range. Eventually, the signal over background ratio in the energy range of 3–5 MeV is significantly improved from 0.6 to 35.

However, for ^{228}Ac and $^{234}\text{Pa}^m$, both of which have decay energies slightly larger than 2 MeV, there are no available cascade decays for background elimination. If the ^{238}U and ^{232}Th decay chains are in secular equilibrium, their contributions can be statistically subtracted with the measured Bi-Po decay rates. Otherwise the analysis threshold should be increased to about 2.3 MeV.

Considering higher radioactivity level assumptions, if the ^{238}U and ^{232}Th contaminations are 10^{-16} g/g, the 2 MeV threshold is still achievable but with a worse S/B ratio in the energy range of 3 to 5 MeV. A 10^{-15} g/g contamination would result in a 5 MeV analysis threshold determined by the end-point energy of ^{208}Tl decay. If ^{238}U and ^{232}Th contaminations reach to 10^{-17} g/g, but the ^{210}Po decay rate is more than 10,000 cpt/kt as in the Borexino Phase I [44], the ^{208}Tl reduction mentioned above cannot be performed. Consequently, the ^{208}Tl

background could only be statistically subtracted. The influence of these radioactivity level assumptions on the neutrino oscillation studies will be discussed in Sec. 4.3.

B. Cosmogenic isotopes

In addition to natural radioactivity, another crucial background comes from the decays of light isotopes produced by the cosmic-ray muon spallation process in LS. The relatively shallow vertical rock overburden, about 680 m, leads to a 0.0037 Hz/m² muon flux with an averaged energy of 209 GeV. The direct consequence is the about 3.6 Hz muons passing through the LS target. More than 10,000 ^{11}C isotopes are generated per day, which constrains the analysis threshold to 2 MeV, as shown in Fig. 9. Based on the simulation and measurements of previous experiments, it is found that other isotopes can be suppressed to a 1% level with a cylindrical veto along the muon track and the Three-Fold Coincidence cut (TFC) among the muon, the spallation neutron capture, and the isotope decay [48, 49]. Details are presented in this section.

1. Isotope generation

When a muon passes through the LS, along with the ionization, many secondary particles are also generated, including e^\pm , γ , π^\pm , and π^0 . Neutrons and isotopes are produced primarily via the (γ , n) and π inelastic scattering processes. More daughters could come from the neutron inelastic scattering on carbon. Such a process is defined as a hadronic shower in which most of the cosmogenic neutrons and light isotopes are generated. More discussion on the muon shower process can be found in Refs. [52, 53]. To understand the shower physics and develop a reasonable veto strategy, a detailed muon simulation has been carried out. The simulation starts with CORSIKA [54] for the cosmic air shower simulation at the JUNO site, which gives the muon energy, momentum and multiplicity distributions arriving the surface. Then MUSIC [55] is employed to track muons traversing the rock to the underground experiment hall based on the local geological map. The muon sample after transportation is used as the event generator of Geant4, with which the

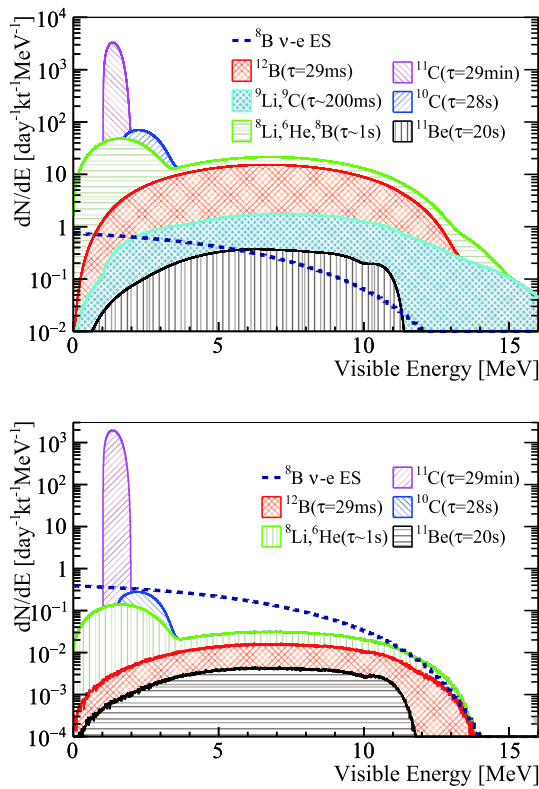


Fig. 9. Cosmogenic background before (left) and after veto (right). The isotope yields shown here are scaled from the KamLAND's [50] and Borexino's measurements [51]. The huge amount of ^{11}C constrains the analysis threshold to 2 MeV. The others isotopes can be well suppressed with veto strategies discussed in the text.

detector simulation is performed and all the secondary particles are recorded. A simulation data set consisting of 16 million muon events is prepared, corresponding to about 50 days statistics.

In the simulation the average muon track length in LS

is about 23 m and the average deposited energy via ionization is 4.0 GeV. Given the huge detector size, about 92% of the 3.6 Hz LS muon events consist of one muon track, 6% have two muon tracks, and the rest have more than two. Events with more than one muon track are called muon bundles. In general, muon tracks in one bundle are from the same air shower and are parallel. In more than 85% of the bundles, the distance between muon tracks is larger than 3 m.

The cosmogenic isotopes affecting this analysis are listed in Table 3. The simulated isotope yields are found to be lower than those measured by KamLAND [50] and Borexino [51]. Thus, in our background estimation the yields are scaled to the results of the two experiments, by empirically modelling the production cross section as being proportional to $E_\mu^{0.74}$, where E_μ is the average energy of the muon at the detector. Because the mean free paths of γ 's, π 's and neutrons are tens of centimeter in LS, the generation positions of the isotopes are close to the muon track, as shown in Fig. 10. For more than 97% of the isotopes, the distances are less than 3 m, leading to an effective cylindrical veto along the reconstructed muon track. However, the veto time could only be set to 3 to 5 s to keep a reasonable detector live time, which removes a small fraction of ^{11}C and ^{10}C . Thus, as mentioned before, the ^{11}C , primarily from the $^{12}\text{C}(\gamma, n)$ reaction, with the largest yield and a long life time, will push the analysis threshold of the recoil electron to 2 MeV. The removal of ^{10}C , mainly generated in the $^{12}\text{C}(\pi^+, np)$ reaction, relies on the TFC among the muon, the neutron capture, and the isotope decay.

To perform the cylindrical volume veto, the muon track reconstruction is required. There have been several reconstruction algorithms developed for JUNO as reported in Refs. [56–59]. A precision muon reconstruction algorithm was also developed in Double Chooz [60]. Based

Table 3. Summary of the cosmogenic isotopes in JUNO. The isotope yields extracted from the Geant4 simulation, as well as the ones scaled to the measurements, are listed. The TFC fraction means the probability of finding at least one spallation neutron capture event between the muon and the isotope decay.

Isotope	Decay mode	Decay energy (MeV)	τ	Yield in LS (/day)		TFC fraction
				Geant4 simulation	Scaled	
^{12}B	β^-	13.4	29.1 ms	1059	2282	90%
^9Li	β^- : 50%	13.6	257.2 ms	68	117	96%
^9C	β^+	16.5	182.5 ms	21	160	>99%
^8Li	$\beta^- + \alpha$	16.0	1.21 s	725	649	94%
^6He	β^-	3.5	1.16 s	526	2185	95%
^8B	$\beta^+ + \alpha$	~ 18	1.11 s	35	447	>99%
^{10}C	β^+	3.6	27.8 s	816	878	>99%
^{11}Be	β^-	11.5	19.9 s	9	59	96%
^{11}C	β^+	1.98	29.4 min	11811	46065	98%

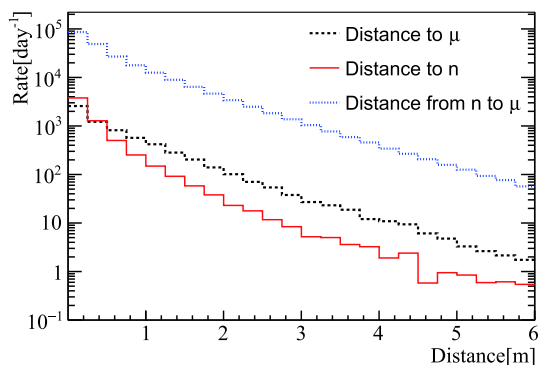


Fig. 10. Distribution of the simulated distance between an isotope and its parent muon track (black), and the distance between the isotope and the closest spallation neutron candidate (red). The distance between a spallation neutron capture and its parent muon is also shown in blue.

on these studies the muon reconstruction strategy in JUNO is assumed as: 1) If there is only one muon in the event, the track could be well reconstructed. 2) If there are two muons with a distance larger than 3 m in one event, which contributes 5.5% to the total events, the two muons could be recognized and both well reconstructed. If the distance is less than 3 m (0.5%), the number of muons could be identified via the energy deposit but only one track could be reconstructed. 3) If there are more than two muons in one event (2%), it is conservatively assumed no track information can be extracted and the whole detector would be vetoed for 1 s. 4) If the energy deposit is larger than 100 GeV (0.1%), no matter how many muons in the event, it is assumed no track can be reconstructed from such a big shower.

To design the TFC veto, the characteristics of neutron production are obtained from the simulation. About 6% of single muons and 18% of muon bundles produce neutrons, and the average neutron numbers are about 11 and 15, respectively. Most of the neutrons are close to each other, forming a spherical volume concentrated with the neutrons. This volume can be used to estimate the shower position. The simulated neutron yields are compared with the data in several experiments, such as Daya Bay [61], KamLAND [50] and Borexino [62]. The differences are found to be less than 20%. The spatial distribution of the neutrons, defined as the distance between the neutron capture position and its parent muon track, are shown in Fig. 10. More than 90% of the neutrons are captured within 3 m from the muon track, consistent with KamLAND's measurement. The advantage of LS detectors is the high detection efficiency of the neutron capture on hydrogen and carbon, which could be as high as 99%. If there is at least one neutron capture between the muon and the isotope decay, the event is defined as TFC tagged. Then the TFC fraction is the ratio of the number of tagged isotopes to the total number of generated isotope. In Table 3 the TFC fraction in simulation is sum-

marized. The high TFC fraction comes from two aspects: the first one is that a neutron and an isotope are simultaneously produced, like the ^{11}C and ^{10}C . The other one is the coincidence between one isotope and the neutron(s) generated in the same shower. If one isotope is produced, the median of neutrons generated by this muon is 13, and for more than one isotopes, the number of neutrons increases to 110, since isotopes are usually generated in showers with large energy deposit. The red line in Fig. 10 shows the distance between an isotope decay and the nearest neutron capture, which is mostly less than 2 m.

2. Veto strategy

Based on the information above, the muon veto strategy is designed as below.

- Whole detector veto:

Veto 2 ms after every muon event, either passing through LS or water;

Veto 1 s for the muon events without reconstructed tracks.

- The cylindrical volume veto, depending on the distance (d) between the candidate and the muon track:

Veto $d < 1$ m for 5 s;

Veto $1 \text{ m} < d < 3$ m for 4 s;

Veto $3 \text{ m} < d < 4$ m for 2 s;

Veto $4 \text{ m} < d < 5$ m for 0.2 s.

- The TFC veto:

Veto a 2 meter spherical volume around a spallation neutron candidate for 160 s.

In the cylindrical volume veto, the 5 s and 4 s veto time is determined based on the life of ^8B and ^8Li . The volume with d between 4 and 5 m is mainly to remove ^{12}B , which has a larger average distance because the primary generation process is $^{12}\text{C}(n, p)$ and neutrons have larger mean free path than γ 's and π 's. For muon bundles with two muon tracks reconstructed, the above cylindrical volume veto will be applied to each track. Compared to the veto strategies which reject any signal within a time window of 1.2 s and a 3 m cylinder along the muon track [22, 63], the above distance-dependent veto significantly improves the signal to background ratio. The TFC veto is designed for the removal of ^{10}C and ^{11}Be . Moreover, it effectively removes ^8B , ^8Li , and ^6He generated in large showers and muon bundles without track reconstruction abilities.

The muons not passing through LS, defined as external muons, will contribute to about 2% of isotopes, concentrated at the edge of the LS. Although there is no available muon track for the background suppression, the FV cut can effectively eliminate these isotopes and reach a background over signal ratio of less than 0.1%, which can be safely neglected.

To estimate the dead time induced by the veto strategy and the residual background, a toy Monte Carlo sample is generated by mixing the ^8B neutrino signal

with the simulated muon data. The whole detector veto and the cylindrical volume veto introduce 44% dead time, while the TFC veto adds an additional 4%. The residual backgrounds above the 2 MeV analysis threshold consist of ^{12}B , ^8Li , ^6He , ^{10}C , and ^{11}Be , as shown in Fig. 9. A potential improvement on the veto strategy may come from a joint likelihood based on the muon energy deposit density, the number of spallation neutrons, time and distance distributions between the isotope and muon, and among the isotope and neutrons. In addition, this study could profit from the developing topological method for the discrimination between the signal (e^-) and background (^{10}C , $e^+ + \gamma$) [56],

The actual isotope yields, distance distributions, and TFC fractions will be measured *in-situ* in future. Estimation of residual backgrounds and uncertainties will rely on these measurements. Currently the systematic uncertainties are assumed based on KamLAND's measurements [40], given the comparable overburden (680 m and 1000 m): 1% uncertainty to ^{12}B , 3% uncertainty to ^8Li and ^6He , and 10% uncertainty to ^{10}C and ^{11}Be .

C. Reactor antineutrinos

The reactor antineutrino flux at JUNO site is about $2 \times 10^7/\text{cm}^2/\text{s}$ assuming 36 GW thermal power. Combining the oscillated antineutrino flux with the corresponding cross section [64], the Inverse Beta Decay (IBD) reaction rate between $\bar{\nu}_e$ and proton is about 4 cpd/kt, and the elastic scattering rate between $\bar{\nu}_e$ and electron is about 1.9 cpd/kt in the energy range of 0 to 10 MeV. The products of IBD reaction, e^+ and neutron, can be rejected to less than 0.5% using the correlation between them. The residual mainly comes from the two signals falling into one electronics readout window (1 μs). The recoil electron from the $\bar{\nu} - e$ ES channel, with a rate of 0.14 cpd/kt when the visible energy is larger than 2 MeV, cannot be distinguished from ^8B ν signals. A 2% uncertainty is assigned to this background according to the uncertainties of antineutrino flux and the ES cross section.

IV. Expected results

After applying all the selection cuts, about 60,000 re-

coil electrons and 30,000 background events are expected in 10 years of data taking as listed in Table 4 and shown in Fig. 11. The dead time due to muon veto is about 48% in the whole energy range. As listed in Table 2, the ^{212}Bi - ^{208}Tl correlation cut removes 20% of signals in the energy range of 3 to 5 MeV, and less than 2% in other energy ranges. The detection efficiency uncertainty, mainly from the FV cuts, is assumed to be 1% according to Borexino's results[23]. Given that the uncertainty of the FV is determined using the uniformly distributed cosmogenic isotopes, the uncertainty is assumed to be correlated among the three energy-dependent FVs. Since a spectrum distortion test will be performed, another important uncertainty source is the detector energy scale. For electrons with energies larger than 2 MeV, the nonlinear relationship between the LS light output and the deposited energy is less than 1%. Moreover, electrons from the cosmogenic ^{12}B decays, with an average energy of 6.4 MeV, can set strong constraints to the energy scale, as it was done in Daya Bay [35] and Double Chooz [65]. Thus, a 0.3% energy scale uncertainty is used in this analysis following the results in Ref. [35]. Three analyses are reported based on these inputs.

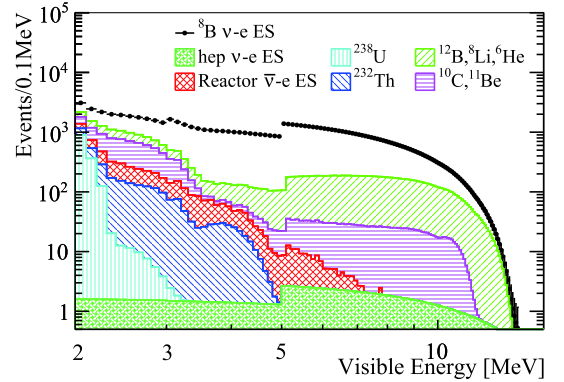


Fig. 11. Expected signal and background spectra in ten years of data taking, with all selection cuts and muon veto methods applied. Signals are produced in the standard LMA-MSW framework using $\Delta m_{21}^2 = 4.8 \times 10^{-5} \text{ eV}^2$. The energy dependent fiducial volumes account for the discontinuities at 3 MeV and 5 MeV.

Table 4. Summary of signal and background rates in different visible energy ranges with all selection cuts and muon veto methods applied. $\Delta m_{21}^{2*} = 4.8 \times 10^{-5} \text{ eV}^2$, and $\Delta m_{21}^{2\dagger} = 7.5 \times 10^{-5} \text{ eV}^2$

cpd/kt	FV	^8B signal eff.	^{12}B	^8Li	^{10}C	^6He	^{11}Be	^{238}U	^{232}Th	$\bar{\nu} - e$ ES	Total bkg.	Signal rate at	
												Δm_{21}^{2*}	$\Delta m_{21}^{2\dagger}$
(2, 3) MeV	7.9 kt	~51%	0.005	0.006	0.141	0.084	0.002	0.050	0.050	0.049	0.39	0.32	0.30
(3, 5) MeV	12.2 kt	~41%	0.013	0.018	0.014	0.008	0.005	0	0.012	0.016	0.09	0.42	0.39
(5, 16) MeV	16.2 kt	~52%	0.065	0.085	0	0	0.023	0	0	0.002	0.17	0.61	0.59
Syst. error	1%	<1%	3%	10%	3%	10%	1%	1%	2%				

A. Spectrum distortion test

In the observed spectrum, the upturn comes from two aspects: the presence of $\nu_{\mu,\tau}$, and the upturn in P_{ee} . A background-subtracted Asimov data set is produced in the standard LMA-MSW framework using $\Delta m_{21}^2 = 4.8 \times 10^{-5} \text{ eV}^2$, shown as the black points in the top panel of Fig. 12. The other oscillation parameters are taken from PDG 2018 [33]. The error bars show only the statistical uncertainties. The ratio to the prediction of no-oscillation is shown as the black points in the bottom panel of Fig. 12. Here no-oscillation is defined as pure ν_e with an arrival flux of $5.25 \times 10^6 / \text{cm}^2 / \text{s}$. The signal rate variation with respect to the solar zenith angle has been averaged. The expected signal spectrum using $\Delta m_{21}^2 = 7.5 \times 10^{-5} \text{ eV}^2$ is also drawn as the red line for comparison. More signals can be found at the low energy range. The spectral difference provides the sensitivity that enables measurement of Δm_{21}^2 .

First, we would like to test an energy-independent hypothesis, where the P_{ee} is assumed as a flat value for neutrino energies larger than 2 MeV. An example spectrum generated with $P_{ee} = 0.32$ is drawn as the blue line in Fig. 12. Comparing to the no-oscillation prediction, upturn of the blue line comes from the appearance of $\nu_{\mu,\tau}$'s, which have a different energy dependence in the $\nu-e$ ES cross section, as shown in Fig. 4. To quantify the sensitivity of rejecting this hypothesis, a χ^2 statistic is constructed as:

$$\begin{aligned} \chi^2 = & 2 \times \sum_{i=1}^{140} \left(N_{pre}^i - N_{obs}^i + N_{obs}^i \times \log \frac{N_{obs}^i}{N_{pre}^i} \right) + \left(\frac{\varepsilon_d}{\sigma_d} \right)^2 \\ & + \left(\frac{\varepsilon_f}{\sigma_f} \right)^2 + \left(\frac{\varepsilon_s}{\sigma_s} \right)^2 + \left(\frac{\varepsilon_e}{\sigma_e} \right)^2 + \sum_{j=1}^{10} \left(\frac{\varepsilon_b^j}{\sigma_b^j} \right)^2, \\ N_{pre}^i = & \left(1 + \varepsilon_d + \varepsilon_f + \alpha^i \times \varepsilon_s + \beta^i \times \frac{\varepsilon_e}{0.3\%} \right) \times T_i \\ & + \sum_{j=1}^{10} (1 + \varepsilon_b^j) \times B_{ij}, \end{aligned} \quad (2)$$

where N_{obs}^i is the observed number of events in the i^{th} en-

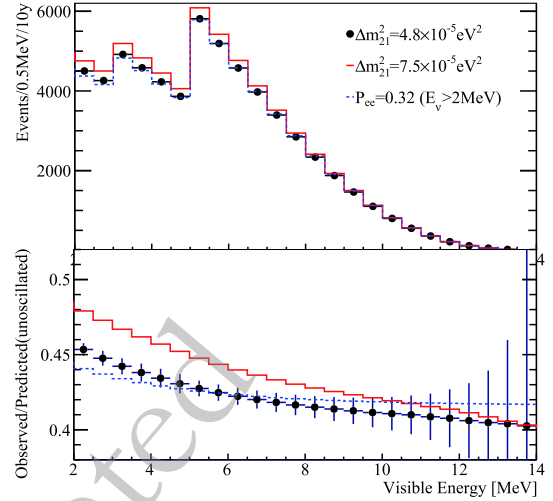


Fig. 12. Background subtracted spectra produced in the standard LMA-MSW framework for two Δm_{21}^2 values (black dots and red line, respectively), and the $P_{ee} = 0.32 (E_\nu > 2 \text{ MeV})$ assumption (blue line). Their comparison with the no flavor conversion is shown in the bottom panel. Only statistical uncertainties are drawn. Details can be found in the text.

ergy bin in the LMA-MSW framework, N_{pre}^i is the predicted one in this energy bin, by adding the signal T_i generated under the flat P_{ee} hypothesis with the backgrounds B_{ij} , which is summing over j . Systematic uncertainties are summarized in Table 5. The detection efficiency uncertainty is σ_d (1%), the neutrino flux uncertainty is σ_f (3.8%), and σ_b^j is the uncertainty of the j^{th} background summarized in Table 4. The corresponding nuisance parameters are ε_d , ε_f , and ε_b^j , respectively.

The two uncertainties relating to the spectrum shape, the $^8\text{B } \nu$ spectrum shape uncertainty σ_s and the detector energy scale uncertainty σ_e , are implemented in the statistic using coefficients α^i and β^i , respectively. The neutrino energy spectrum with 1σ deviation is converted to the visible spectrum of the recoil electron. Its ratio to the visible spectrum converted from the nominal neutrino spectrum is denoted as α^i . In this way, the corresponding nuisance parameter, ε_s , follows the standard Gaussian distribution. For the 0.3% energy scale uncertainty, β^i is derived from the ratio of the electron visible spectrum

Table 5. Summary of the systematic uncertainties. Since the uncertainty of $^8\text{B } \nu$ spectrum shape is absorbed in the coefficients α^i , σ_s equals to 1. See text for details.

	Notation	Value	Reference
Detection efficiency	σ_d	1%	Borexino [23]
Detector energy scale	σ_e	0.3%	Daya Bay [35], Double Chooz [65]
The $^8\text{B } \nu$ flux	σ_f	3.8%	SNO [25]
The $^8\text{B } \nu$ spectrum shape	σ_s	1	Ref. [26]
The j^{th} background	σ_b^j	Table 4	This study

shifted by 0.3% to the visible spectrum without shifting.

By minimizing the χ^2 , the abilities of excluding the flat $P_{ee}(E_\nu > 2 \text{ MeV})$ hypothesis, in terms of $\Delta\chi^2$ values, are listed in Table 6. The total neutrino flux is constrained with a 3.8% uncertainty (σ_f) from the SNO NC measurement, while the P_{ee} value is free in the minimization. The sensitivity is higher at larger Δm_{21}^2 values due to the larger upturn in the visible energy spectrum. If the true Δm_{21}^2 value is $7.5 \times 10^{-5} \text{ eV}^2$, the hypothesis could be rejected at 2.7σ level. The statistics-only sensitivity of rejecting the flat P_{ee} hypothesis is $\Delta\chi^2 = 4.9$ (18.9) for $\Delta m_{21}^2 = 4.8 \times 10^{-5} \text{ eV}^2$ ($7.5 \times 10^{-5} \text{ eV}^2$) for 3 MeV threshold, comparing to $\Delta\chi^2 = 7.1$ (24.9) for 2 MeV threshold.

To understand the effect of systematics, the impact of each systematic uncertainty is also provided in Table 6. The sensitivity is significantly reduced after introducing the systematics. For instance, with $\Delta m_{21}^2 = 7.5 \times 10^{-5} \text{ eV}^2$, including the neutrino spectrum shape uncertainty (σ_s) almost halved the sensitivity, because the shape uncertainty could affect the ratio of events in the high and low visible energy ranges. If the detector energy scale uncertainty (σ_e) is included, the sensitivity is also significantly reduced due to the same reason above.

Table 6. Rejection sensitivity for the flat $P_{ee}(E_\nu > 2 \text{ MeV})$ hypothesis with 10 years data taking for the two Δm_{21}^2 values. The impact of each systematic uncertainty is also listed separately.

$\Delta\chi^2$	$4.8 \times 10^{-5} \text{ eV}^2$	$7.5 \times 10^{-5} \text{ eV}^2$
Stat. only	7.1	24.9
Stat. + ^8B flux error	6.8	24.2
Stat. + ^8B shape error	3.6	11.8
Stat. + energy scale error	4.7	15.5
Stat. + background error	3.6	14.0
Final	2.0	7.3

B. Day-Night asymmetry

Solar neutrino propagation through the Earth is expected, via the MSW effect, to cause signal rate variation versus the solar zenith angle. This rate variation observable also provides additional sensitivity to the Δm_{21}^2 value, as shown in Fig. 13. The blue and red dashed lines represent the average ratio of the measured signal to the no-oscillation prediction, and they are calculated with $\Delta m_{21}^2 = 4.8 \times 10^{-5} \text{ eV}^2$ and $7.5 \times 10^{-5} \text{ eV}^2$, respectively. The solid lines show the signal rate variations versus solar zenith angle. Smaller Δm_{21}^2 values result in a larger MSW effect in the Earth and increased Day-Night asymmetry. The error bars are the expected uncertainties.

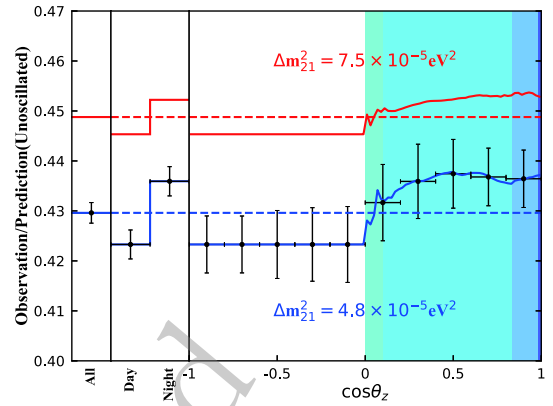


Fig. 13. Ratio of ^8B neutrino signals produced in the standard LMA-MSW framework to the no-oscillation prediction at different solar zenith angles. The uncertainties are propagated with a toy Monte Carlo simulation, and most of the systematic uncertainties are cancelled.

The variation is quantified by defining the Day-Night asymmetry as:

$$A_{DN} = \frac{R_D - R_N}{(R_D + R_N)/2}, \quad (3)$$

where R_D and R_N are the background-subtracted signal rates during the Day ($\cos\theta_z < 0$) and Night ($\cos\theta_z > 0$), respectively. They are obtained by dividing the signal numbers listed in Table 7 by the effective exposure in Fig. 2. The uncertainties are propagated with a toy Monte Carlo program to correctly include the correlation among systematics. With ten years data taking, JUNO has the potential to observe the Day-Night asymmetry at a significance of 3σ if $\Delta m_{21}^2 = 4.8 \times 10^{-5} \text{ eV}^2$. Even when restricting to an energy range from 5 to 16 MeV, within which neither natural radioactivity nor ^{10}C are significant, a 2.8σ significance can still be achieved. If $\Delta m_{21}^2 = 7.5 \times 10^{-5} \text{ eV}^2$, the expected A_{DN} is (-1.6 ± 0.9) for the 2 to 16 MeV energy range. The different A_{DN} values also contribute to the Δm_{21}^2 determination.

The A_{DN} measurement uncertainty is dominated by

Table 7. Number of the background-subtracted signals during Day and Night in ten years of data taking for $\Delta m_{21}^2 = 4.8 \times 10^{-5} \text{ eV}^2$. A set of energy-dependent FV cuts are used and the values of the three energy ranges are provided. The uncertainties are dominated by signal and background statistics.

Energy	Exposure	Day	Night	A_{DN}
2~3 MeV	41 kt·y	4334	4428	$(-2.1 \pm 3.2)\%$
3~5 MeV	51 kt·y	8686	8906	$(-2.5 \pm 1.7)\%$
5~16 MeV	84 kt·y	17058	17644	$(-3.4 \pm 1.2)\%$
2~16 MeV	N/A	30078	30977	$(-2.9 \pm 0.9)\%$

statistics since most of the systematic uncertainties are cancelled in the numerator and denominator. Potential systematics could arise from different detector performance during Day and Night, however this is expected to be negligible for the LS detector. Compared with Super-Kamiokande's results from Ref. [20], JUNO could reach the same precision of A_{DN} in less than 10 years. The primary improvement is a better signal over background ratio, because JUNO can reject ^{208}Tl via the α - β cascade decay, and suppress cosmogenic isotopes via the TFC technique.

C. Measurement of oscillation parameters

As mentioned above, in the standard neutrino oscillation framework, Δm_{21}^2 can be measured using the information in the spectra distortion and the signal rate variation versus solar zenith angle. The signal rate versus visible energy and zenith angle ($\cos\theta_z$) is illustrated in Fig. 5. To fit the distribution, a χ^2 statistic is defined as:

$$\chi^2 = 2 \times \sum_{i=1}^{140} \sum_{j=1}^{100} \left\{ N_{i,j}^{pre} - N_{i,j}^{obs} + N_{i,j}^{obs} \log \frac{N_{i,j}^{obs}}{N_{i,j}^{pre}} \right\} + \left(\frac{\varepsilon_d}{\sigma_d} \right)^2 + \left(\frac{\varepsilon_f}{\sigma_f} \right)^2 + \left(\frac{\varepsilon_s}{\sigma_s} \right)^2 + \left(\frac{\varepsilon_e}{\sigma_e} \right)^2 + \sum_{k=1}^{10} \left(\frac{\varepsilon_b^k}{\sigma_b^k} \right)^2, \quad (4)$$

where $N_{i,j}^{pre}$ and $N_{i,j}^{obs}$ are the predicted and observed number of events in the i^{th} energy bin and j^{th} $\cos\theta_z$ bin, respectively. The nuisance parameters have the same definitions as those in Eq. 2. The oscillation parameters $\sin^2\theta_{12}$ and Δm_{21}^2 are obtained by minimizing the χ^2 . The values of other oscillation parameters are from PDG 2018 [33], and their uncertainties are negligible in this study.

With ten years of data taking the expected sensitivity of $\sin^2\theta_{12}$ and Δm_{21}^2 is shown in Fig. 14. For $\sin^2\theta_{12}$, if the true value is 0.307, the 1σ uncertainty is 0.023. Since the sensitivity of $\sin^2\theta_{12}$ mainly comes from the comparison of the measured number of signals to the predicted one, about 60% of its uncertainty is attributed to the ^8B ν flux uncertainty σ_f . For Δm_{21}^2 , assuming a true value of $4.8 \times 10^{-5} \text{ eV}^2$ corresponds to a 68% C.L. region of $(4.3, 5.6) \times 10^{-5} \text{ eV}^2$. Assuming a true Δm_{21}^2 value of $7.5 \times 10^{-5} \text{ eV}^2$ corresponds to a 68% C.L. region of $(6.3, 9.1) \times 10^{-5} \text{ eV}^2$. The asymmetric uncertainty arises because the Day-Night asymmetry measurement plays a more important role with a smaller Δm_{21}^2 . The Δm_{21}^2 precision is mainly limited by the statistical uncertainty on the Day-Night asymmetry measurement, with the signal statistics responsible for about 50% of the uncertainty. The subdominant uncertainty of 25% arises from the ^8B ν flux uncertainty, with about a 10% contribution from the ^8B ν spectrum shape uncertainty. In conclusion, the discrimination sensitivity between the above two Δm_{21}^2

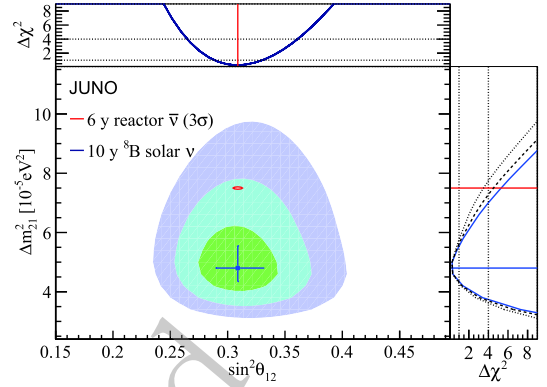


Fig. 14. 68.3%, 95.5%, and 99.7% C.L. allowed regions in the $\sin^2\theta_{12}$ and Δm_{21}^2 plane using the ^8B solar neutrino in ten years data taking. The 99.7% C.L. region using six years reactor $\bar{\nu}_e$ is drawn in red for comparison, in which the Δm_{21}^2 central value is set to the KamLAND's result [21], and uncertainties are taken from JUNO Yellow Book [22]. The one-dimensional $\Delta\chi^2$ for $\sin^2\theta_{12}$ and Δm_{21}^2 are shown in the top and right panels, respectively. The dashed line in the right panel represents the Δm_{21}^2 precision without ^{208}Tl reduction, while the dotted line shows the results with an analysis threshold limited to 5 MeV due to intrinsic ^{238}U and ^{232}Th contaminations at 10^{-15} g/g level.

values reaches more than 2σ ($\Delta\chi^2 \sim 5.3$), similar to the current solar global fitting results [24].

A crucial input to this study is the LS intrinsic radioactivity level. The current result is based on the assumption of achieving 10^{-17} g/g ^{238}U and ^{232}Th , and a 2,600 cpd/kt ^{210}Po decay rate. If the ^{210}Po decay rate reaches to more than 10,000 cpd/kt like the Phase I of Borexino, ^{208}Tl could not be reduced by the ^{212}Bi - ^{208}Tl cascade decay, and the S/B ratio decreases from 35 to 0.6 in the 3 to 5 MeV energy range. The effect on the Δm_{21}^2 precision is shown as the dashed line in the right panel of Fig. 14. If the ^{238}U and ^{232}Th contaminations are at 10^{-15} g/g level, the analysis threshold would be limited to 5 MeV. The Δm_{21}^2 measurement would mainly rely on the Day-Night asymmetry, and the projected sensitivity is shown as the dotted line in the right panel of Fig. 14. In this case the sensitivity of distinguishing the two Δm_{21}^2 values is slightly worse than 2σ ($\Delta\chi^2 \sim 3.5$). However, if ^{238}U and ^{232}Th contaminations are smaller than 10^{-17} g/g , the sensitivities do not have significantly improvements. Because the background in the 2 to 5 MeV energy range is dominated by cosmogenic ^{10}C and ^6He in this case.

V. SUMMARY AND PROSPECTS

More than fifty years after the discovery of solar neutrinos, they continue to provide the potential for major contributions to neutrino physics. The JUNO experiment, with a 20 kt LS detector, can shed light on the current in-

consistency between Δm_{21}^2 values measured using solar neutrinos and reactor antineutrinos. Compared to the discussion in JUNO Yellow Book [22], a set of energy-dependent FV cuts is newly designed based on comprehensive background studies, leading to the maximized target mass with negligible external background. The veto strategies for cosmogenic isotopes are also improved compared to those in Refs. [22, 63]. A set of distance-dependent veto time cuts are developed for the cylindrical veto along the muon track, resulting in a significantly improved signal to background ratio. With 10^{-17} g/g intrinsic ^{238}U and ^{232}Th , the analysis threshold of recoil electrons from the ES channel can be lowered from the current 3 MeV in Borexino [23] to 2 MeV. In the standard three-flavor neutrino oscillation framework, the spectrum

distortion and the Day-Night asymmetry lead to a Δm_{21}^2 measurement of $4.8^{+0.8}_{-0.5} (7.5^{+1.6}_{-1.2}) \times 10^{-5} \text{ eV}^2$, with a similar precision to the current solar global fitting result.

The interactions between neutrinos and carbon, such as $\nu_x-^{12}\text{C}$ NC and $\nu_e-^{13}\text{C}$ CC channels, are under investigation. Most of the neutrino energy is carried by electrons in the CC reactions, and can also be used for the spectrum distortion examination. Furthermore, both channels could be utilized in the search for *hep* solar neutrinos, which has a predicted arrival flux of $8.25 \times 10^3 / \text{cm}^2/\text{s}$ but has not been detected yet.

ACKNOWLEDGEMENT

We are grateful for the ongoing cooperation from the China General Nuclear Power Group.

References

- [1] Raymond Davis, Don S. Harmer, and Kenneth C. Hoffman, *Phys. Rev. Lett.* **20**, 1205-1209 (1968)
- [2] K. S. Hirata *et al.*, *Phys. Rev. Lett.* **63**, 16 (1989)
- [3] P. Anselmann *et al.*, *Phys. Lett. B* **285**, 376-389 (1992)
- [4] M. Altmann *et al.*, *Phys. Lett. B* **490**, 16-26 (2000)
- [5] A. I. Abazov *et al.*, *Phys. Rev. Lett.* **67**, 3332-3335 (1991)
- [6] Y. Fukuda *et al.*, *Phys. Rev. Lett.* **81**, 1158-1162 (1998)
- [7] Q. R. Ahmad *et al.*, *Phys. Rev. Lett.* **87**, 071301 (2001)
- [8] Q. R. Ahmad *et al.*, *Phys. Rev. Lett.* **89**, 011301 (2002)
- [9] C. Arpesella *et al.*, *Phys. Lett. B* **658**, 101-108 (2008)
- [10] H. H. Chen, *Phys. Rev. Lett.* **55**, 1534-1536 (1985)
- [11] Francesco L. Villante, Aldo M. Serenelli, Franck Delahaye, and Marc H. Pinsonneault, *Astrophys. J.* **787**, 13 (2014)
- [12] Maria Bergemann and Aldo Serenelli, *Solar Abundance Problem*, pages 245–258. Springer International Publishing, Cham, 2014.
- [13] L. Wolfenstein, *Phys. Rev. D* **17**, 2369-2374 (1978)
- [14] S. P. Mikheyev and A. Yu. Smirnov, *Sov. J. Nucl. Phys.* **42**, 913-917 (1985)
- [15] Michele Maltoni and Alexei Yu. Smirnov, *Eur. Phys. J. A* **52**(4), 87 (2016)
- [16] C. Giunti and Y.F. Li, *Phys. Rev. D* **80**, 113007 (2009)
- [17] H.W. Long, Y.F. Li, and C. Giunti, *JHEP* **08**, 056 (2013)
- [18] S.J. Li, J.J. Ling, N. Raper, and M.V. Smirnov, *Nucl. Phys. B* **944**, 114661 (2019)
- [19] Yasuhiro Nakajima. Recent results and future prospects from Super-Kamiokande, June 2020.
- [20] K. Abe *et al.*, *Phys. Rev. D* **94**(5), 052010 (2016)
- [21] A. Gando *et al.*, *Phys. Rev. D* **88**(3), 033001 (2013)
- [22] Fengpeng An *et al.*, *J. Phys. G* **43**(3), 030401 (2016)
- [23] M. Agostini *et al.*, *Phys. Rev. D* **101**(6), 062001 (2020)
- [24] Ivan Esteban, M. C. Gonzalez-Garcia, *JHEP* **01**, 106 (2019)
- [25] B. Aharmim *et al.*, *Phys. Rev. C* **88**, 025501 (2013)
- [26] John N. Bahcall, E. Lisi, D. E. Alburger, L. De Braekeleer, S. J. Freedman, and J. Napolitano, *Phys. Rev. C* **54**, 411-422 (1996)
- [27] John N. Bahcall, *Phys. Rev. C* **56**, 3391-3409 (1997)
- [28] John N. Bahcall, Aldo M. Serenelli, and Sarbani Basu, *Astrophys. J.* **621**, L85-L88 (2005)
- [29] Brandon R. Pyephem astronomy library.
- [30] S. G. Shepherd, *Journal of Geophysical Research: Space Physics* **119**(9), 7501-7521 (2014)
- [31] A.N. Ioannisian, A. Yu. Smirnov, and D. Wyler, *Phys. Rev. D* **92**(1), 013014 (2015)
- [32] A. M. Dziewonski and D. L. Anderson, *Phys. Earth Planet. Interiors* **25**, 297-356 (1981)
- [33] M. Tanabashi *et al.*, *Phys. Rev. D* **98**(3), 030001 (2018)
- [34] Carlo Giunti and Chung W. Kim. *Fundamentals of Neutrino Physics and Astrophysics*. 4 2007.
- [35] D. Adey *et al.*, *Nucl. Instrum. Meth. A* **940**, 230-242 (2019)
- [36] Monica Sisti. Radioactive background control for the JUNO experimental setup, June 2018.
- [37] S. Agostinelli *et al.*, *Nucl. Instrum. Meth. A* **506**, 250-303 (2003)
- [38] Xin-Ying Li, Zi-Yan Deng, Liang-Jian Wen, Wei-Dong Li, Zheng-Yun You, Chun-Xu Yu, YuMei Zhang, and Tao Lin, *Chinese Physics C* **40**(2), 026001 (2016)
- [39] Xuantong Zhang, Jie Zhao, Shulin Liu, Shunli Niu, Xiaoming Han, Liangjian Wen, Jincheng He, and Tao Hu, *Nucl. Instrum. Meth. A* **898**, 67-71 (2018)
- [40] S. Abe *et al.*, *Phys. Rev. C* **84**, 035804 (2011)
- [41] Jie Zhao, Ze-Yuan Yu, Jiang-Lai Liu, Xiao-Bo Li, Fei-Hong Zhang, and Dong-Mei Xia, *Chin. Phys. C* **38**(11), 116201 (2014)
- [42] P. Lombardi *et al.*, *Nucl. Instrum. Meth. A* **925**, 6-17 (2019)
- [43] Alex Göttel *et al.* A 20 ton liquid scintillator detector as a radioactivity monitor for jun0.
- [44] C. Arpesella *et al.*, *Phys. Rev. Lett.* **101**, 091302 (2008)
- [45] M. Agostini *et al.*, *Phys. Rev. D* **100**(8), 082004 (2019)
- [46] M. Bellato *et al.* Embedded Readout Electronics R&D for the Large PMTs in the JUNO Experiment. March 2020.
- [47] Table of nuclides.
- [48] H. Back *et al.*, *Phys. Rev. C* **74**, 045805 (2006)
- [49] M. Agostini *et al.*, *Nature* **562**(7728), 505-510 (2018)
- [50] S. Abe *et al.*, *Phys. Rev. C* **81**, 025807 (2010)
- [51] G. Bellini *et al.*, *Phys. Rev. D* **82**, 033006 (2010)
- [52] Shirley Weishi Li and John F. Beacom, *Phys. Rev. D* **91**(10), 105005 (2015)
- [53] Shirley Weishi Li and John F. Beacom, *Phys. Rev. D* **92**(10), 105033 (2015)
- [54] D. Heck, J. Knapp, J. N. Capdevielle, G. Schatz, and T. Thouw. *CORSIKA: a Monte Carlo code to simulate extensive air showers*. 1998.
- [55] V.A. Kudryavtsev, *Computer Physics Communications* **180**(3), 339-346 (2009)
- [56] Björn Wonsak. 3D Topological Reconstruction for the JUNO Detector, June 2018.
- [57] Christoph Genster, Michaela Schever, Livia Ludhova, Michael Soiron, Achim Stahl, and Christopher Wiebusch, *JINST* **13**(03), T03003 (2018)

- [58] Kun Zhang, Miao He, Weidong Li, and Jilei Xu, *Radiation Detection Technology and Methods* **2**(13), (2018)
- [59] Björn S. Wonsak, Caren I. Hagner, Dominikus A. Hellgartner, Kai Loo, Sebastian Lorenz, David J. Meyhöfer, Lothar Oberauer, Henning Rebber, Wladyslaw H. Trzaska, and Michael Wurm, *JINST* **13**(07), P07005 (2018)
- [60] Y. Abe *et al.*, *Nucl. Instrum. Meth. A* **764**, 330-339 (2014)
- [61] Fengpeng An *et al.*, *Phys. Rev. D* **97**(5), 052009 (2018)
- [62] G. Bellini *et al.*, *JCAP* **1308**, 049 (2013)
- [63] Jie Zhao, Liang-Jian Wen, Yi-Fang Wang, and Jun Cao, *Chin. Phys. C* **41**(5), 053001 (2017)
- [64] P. Vogel and John F. Beacom, *Phys. Rev. D* **60**, 053003 (1999)
- [65] H. de Kerret *et al.*, *Nature Phys.* **16**(5), 558-564 (2020)

CPC Accepted