

RECEIVED: July 20, 2023

REVISED: October 17, 2023

ACCEPTED: November 6, 2023

PUBLISHED: November 21, 2023

Measurement of the branching fractions of the singly Cabibbo-suppressed decays $\Lambda_c^+ \rightarrow p\eta$ and $\Lambda_c^+ \rightarrow p\omega$



The BESIII collaboration

E-mail: besiii-publications@ihep.ac.cn

ABSTRACT: Based on $4.5 \text{ fb}^{-1} e^+e^-$ collision data collected with BESIII detector at seven energy points between 4.600 and 4.699 GeV, the branching fractions for $\Lambda_c^+ \rightarrow p\eta$ and $\Lambda_c^+ \rightarrow p\omega$ were measured by means of single-tag method. The branching fractions of $\Lambda_c^+ \rightarrow p\eta$ and $\Lambda_c^+ \rightarrow p\omega$ are determined to be $(1.57 \pm 0.11_{\text{stat}} \pm 0.04_{\text{syst}}) \times 10^{-3}$ and $(1.11 \pm 0.20_{\text{stat}} \pm 0.07_{\text{syst}}) \times 10^{-3}$, with a statistical significance of greater than 10σ and 5.7σ , respectively. These results are consistent with the previous measurements by BESIII, LHCb and Belle, and the result of $\Lambda_c^+ \rightarrow p\eta$ is the most precise to date.

KEYWORDS: Charm Physics, e^+e^- Experiments

ARXIV EPRINT: [2307.09266](https://arxiv.org/abs/2307.09266)

Contents

1	Introduction	1
2	BESIII experiment and Monte Carlo simulation	3
3	Event selection	4
4	Branching Fraction Measurement	7
4.1	$\Lambda_c^+ \rightarrow p\eta$	8
4.2	$\Lambda_c^+ \rightarrow p\omega$	8
5	Systematic uncertainties	10
6	Summary	14
	The BESIII collaboration	19

1 Introduction

Studies on weak decays of charmed baryons provide crucial information on the strong and weak interactions in the charm sector. Decay amplitudes of charmed hadrons can be divided into factorizable terms, where the strong and weak parts can be treated separately, and non-factorizable terms, where the two parts are entangled and hard to calculate [1–3]. In the case of charmed mesons, non-factorizable terms are negligible compared to factorizable ones. However, for charmed baryon decays, the non-factorizable terms, such as inner exchange and emission of W bosons, are no longer negligible and increase the complexity of calculation. For example, W -exchange manifesting a pole diagram is no longer subject to helicity and color suppression [4]. This makes theoretical calculations of the charmed baryon decays more challenging than those of charmed mesons. There are many theoretical models and approaches dealing with charmed baryon decays, including the covariant confined quark model [5–7], pole model [4, 8–12], current algebra [4, 12, 13], and $SU(3)$ flavor symmetry [14]. To discriminate between these different models, experimental measurements are necessary.

There has been much progress in measurements of decay rates [15–17] of the charmed baryons. Using a data set at $\sqrt{s} = 4.600$ GeV, which is just above the threshold of $\Lambda_c^+ \bar{\Lambda}_c^-$ pair production, BESIII improved the precision of the branching fractions of the Cabibbo-favoured Λ_c^+ decays [18–21]. However, the experimental precision of Cabibbo-suppressed Λ_c^+ decay rates, such as for the decays of $\Lambda_c^+ \rightarrow p\eta$ and $p\omega$, remains poor. BESIII measured the branching fraction of $\Lambda_c^+ \rightarrow p\eta$ in 2017 [22] with a statistical significance of less than 5σ . LHCb measured the relative branching fraction of $\Lambda_c^+ \rightarrow p\omega$ in the same year with greater than 5σ significance [23], where ω was reconstructed through the leptonic channel $\omega \rightarrow \mu^+\mu^-$. Belle also reported the relative branching fractions of both $\Lambda_c^+ \rightarrow p\eta$ and

		$\mathcal{B}(\Lambda_c^+ \rightarrow p\eta)$	$\mathcal{B}(\Lambda_c^+ \rightarrow p\omega)$
BESIII		$1.24 \pm 0.28 \pm 0.10$ [22]	—
LHCb		—	$0.94 \pm 0.32 \pm 0.22$ [23]
Belle		$1.42 \pm 0.05 \pm 0.11$ [24]	$0.827 \pm 0.075 \pm 0.075$ [25]
This paper		$1.57 \pm 0.11 \pm 0.04$	$1.11 \pm 0.20 \pm 0.07$
Current algebra	Uppal [13]	0.3	—
	Cheng [26]	1.28	—
SU(3) flavor symmetry	Sharma [14]	$0.2^a(1.7^b)$	—
	Geng [27]	$1.25^{+0.38}_{-0.36}$	—
	Geng [28]	1.30 ± 0.10	—
	Hsiao [29]	1.24 ± 0.21	—
	Geng [30]	—	0.63 ± 0.34
	Hsiao [31]	—	1.14 ± 0.54
	Zhong [32]	$1.36^a(1.27^b)$	—
Topological diagram method	Hsiao [33]	1.42 ± 0.23^c (1.47 ± 0.28^d)	—
Heavy quark effective theory	Singer [34]	—	0.36 ± 0.02

Table 1. Measurements and predictions of the branching fractions of $\Lambda_c^+ \rightarrow p\eta$ and $\Lambda_c^+ \rightarrow p\omega$ (in units of 10^{-3}) from different experiments and theoretical calculations. The superscript a (b) denotes the assumption of P -wave amplitude of $\Lambda_c^+ \rightarrow \Xi^0 K^+$ is positive (negative). The superscript c (d) denotes SU(3) flavor symmetry is conserved (broken).

$\Lambda_c^+ \rightarrow p\omega$ in 2021 with a higher precision [24, 25]. All these measurements are listed in table 1.

With respect to topological diagrams, singly Cabibbo-suppressed decays $\Lambda_c^+ \rightarrow p\eta$ and $\Lambda_c^+ \rightarrow p\omega$ occur through internal W -emission and W -exchange diagrams at tree level, as shown in figure 1. They share the same diagrams, except that $\Lambda_c^+ \rightarrow p\eta$ has one additional s quark involved W -emission amplitude in figure 1(b). Diagrams of figure 1(a) and figure 1(b) are mainly factorizable, while the other diagrams in figure 1 are non-factorizable. The branching fractions of $\Lambda_c^+ \rightarrow p\eta$ and $p\omega$ are calculated based on various theoretical models, as listed in table 1. In refs. [13, 26], the non-factorizable part of $\Lambda_c^+ \rightarrow p\eta$ is calculated with the pole model and the soft meson approximation, considering the parity violating amplitude. In refs. [14, 26–32], global fits are carried out on the irreducible representation amplitudes based on SU(3) flavor symmetry. In ref. [33], the authors adopt the topological diagram approach, where the decay amplitudes consist of W -emission and W -exchange topologies. In ref. [34], the branching fraction of $\Lambda_c^+ \rightarrow p\omega$ is predicted with the heavy quark effective theory under the factorization approximation. The theoretical results of the aforementioned phenomenological models agree with the experimental results, except for the ones in refs. [13, 14, 34]. Additional measurements of these two decays are necessary to improve the experimental precision and provide more stringent tests of the different theoretical models.

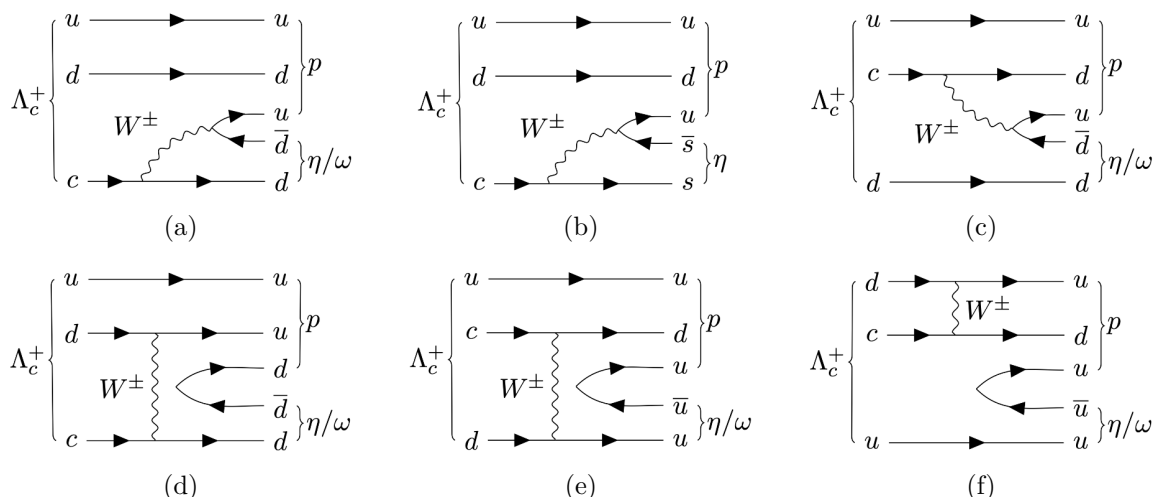


Figure 1. Feynman diagrams for $\Lambda_c^+ \rightarrow p\eta/\omega$. Plots (a), (b) and (c) correspond to internal W -emission diagrams, while plots (d), (e) and (f) are W -exchange diagrams.

In this paper, we report the measurement of the branching fractions of $\Lambda_c^+ \rightarrow p\eta$ and $\Lambda_c^+ \rightarrow p\omega$, based on the e^+e^- collision data samples collected by BESIII [35] at seven energy points between 4.600 and 4.699 GeV corresponding to an integrated luminosity of 4.5 fb^{-1} [36, 37]. Charge conjugation is always implied throughout this paper, unless explicitly mentioned.

2 BESIII experiment and Monte Carlo simulation

The BESIII detector [35] records symmetric e^+e^- collisions provided by the BEPCII storage ring [38] in the center-of-mass energy range from 2.0 to 4.95 GeV, with a peak luminosity of $1 \times 10^{33} \text{ cm}^{-2}\text{s}^{-1}$ achieved at $\sqrt{s} = 3.77 \text{ GeV}$. The BESIII detector has collected large data samples in this energy region [39]. The cylindrical core of the BESIII detector covers 93% of the full solid angle and comprises a helium-based multilayer drift chamber (MDC), a plastic scintillator time-of-flight system (TOF), and a CsI(Tl) electromagnetic calorimeter (EMC), which are all enclosed in a superconducting solenoidal magnet providing a 1.0 T magnetic field [40]. The solenoid is supported by an octagonal flux-return yoke with resistive plate counter muon identification modules interleaved with steel. The charged-particle momentum resolution at 1 GeV/ c is 0.5%, and the dE/dx resolution is 6% for electrons from Bhabha scattering. The EMC measures photon energies with a resolution of 2.5% (5%) at 1 GeV in the barrel (end-cap) region. The time resolution in the TOF barrel region is 68 ps, while that in the end-cap region is 110 ps. The end-cap TOF system was upgraded in 2015 using multi-gap resistive plate chamber technology, providing a time resolution of 60 ps [41–43].

Simulated data samples generated with GEANT4-based [44] Monte Carlo (MC) software, containing the geometric description of the BESIII detector and the detector response [45, 46], are used to determine detection efficiencies and to estimate backgrounds. The simulation models the beam energy spread and initial state radiation (ISR) in the

e^+e^- annihilations with the generator KKMC. The inclusive MC samples include the production of $\Lambda_c^+\bar{\Lambda}_c^-$ pairs, open charm processes, the ISR production of vector charmonium (-like) states, and the continuum QCD processes $e^+e^- \rightarrow q\bar{q}$ ($q = u, d, s$) incorporated in KKMC [47, 48]. The known decay modes are modeled with EVTGEN [49, 50] using branching fractions taken from the Particle Data Group (PDG) [51], and the remaining unknown charmonium decays are modeled with LUNDCHARM [53, 54]. Final state radiation (FSR) from charged final state particles is incorporated using PHOTOS [55]. Phase space (PHSP) MC samples, where the Λ_c^+ decays into final states $p\eta$, $p\omega$ and $p\pi^+\pi^-\pi^0$ with uniform phase space distributions, are also generated. The signal MC samples are used to obtain signal shapes and estimate detection efficiencies.

3 Event selection

For $\Lambda_c^+ \rightarrow p\eta$, the η is reconstructed through the two dominant modes $\eta \rightarrow \gamma\gamma$ ($\eta_{\gamma\gamma}$) and $\eta \rightarrow \pi^+\pi^-\pi^0$ ($\eta_{3\pi}$). For $\Lambda_c^+ \rightarrow p\omega$, the ω is reconstructed through $\omega \rightarrow \pi^+\pi^-\pi^0$, where neutral pions are reconstructed from two photons. Since the data sets are taken at the energy just above the $\Lambda_c^+\bar{\Lambda}_c^-$ mass threshold, the $\Lambda_c^+\bar{\Lambda}_c^-$ pairs are produced without any accompanying hadrons. The single-tag (ST) method is utilized in this analysis, where only one Λ_c^+ is reconstructed in each event without requiring the other $\bar{\Lambda}_c^-$ in the recoil side. This method has a higher efficiency and allows us to acquire more Λ_c^+ candidates.

Charged tracks detected in the MDC are required to be within a polar angle (θ) range of $|\cos\theta| < 0.93$, where θ is defined with respect to the z -axis, which is the symmetry axis of the MDC. Due to the short lifetime of charmed baryons ($\sim 10^{-13}$ s [51]), charged tracks are expected to originate from the interaction point (IP). Hence, the track distance to the IP along the z -axis (V_z) is required to be less than 10 cm, and that perpendicular to the z -axis (V_r) less than 1 cm. By combining the information on the specific energy loss deposited in the MDC (dE/dx) and the time of flight measured by TOF, a likelihood ($\mathcal{L}(h)$) is calculated for each hadron hypothesis ($h = p, K, \pi$) for each charged track. Proton candidates are required to satisfy $\mathcal{L}(p) > \mathcal{L}(\pi)$, $\mathcal{L}(p) > \mathcal{L}(K)$, and $\mathcal{L}(p) > 0$, while pion candidates to satisfy $\mathcal{L}(\pi) > \mathcal{L}(p)$, $\mathcal{L}(\pi) > \mathcal{L}(K)$, and $\mathcal{L}(\pi) > 0$. The efficiency for K/π particle identification (PID) is greater than 95% for momentum within the region $[0.2, 1.0]$ GeV/ c^2 , where the K/π contamination rate is less than 5%, and the efficiency for proton PID is nearly 100% for momentum within the region $[0.4, 1.0]$ GeV/ c^2 [35, 52]. A further requirement $V_r < 0.2$ cm is imposed on the proton candidates to avoid protons produced from beam interactions with residual gas in the beam pipe, the materials of the beam pipe or the MDC inner wall.

Photon candidates from π^0 and η decays are reconstructed by electromagnetic showers produced in the EMC. The deposited energy of each shower is required to be greater than 25 MeV in the barrel region ($|\cos\theta| < 0.80$) and 50 MeV in the end-cap region ($0.86 < |\cos\theta| < 0.92$). In order to suppress the showers produced by electronic noise, beam background or unrelated to the event, the difference between the EMC time and event start time [56] is required to be within 700 ns. Showers are required to be separated by more than 8° from other charged tracks and more than 20° from anti-protons, to eliminate showers

induced by charged tracks. The EMC shower shape variables are used to distinguish photons from anti-neutrons: the lateral moment [57] should be less than 0.4 and $E_{3 \times 3}/E_{5 \times 5}$ should be greater than 0.85, where $E_{3 \times 3}$ ($E_{5 \times 5}$) is the deposited energy summed over 3×3 (5×5) crystals around the center of the shower.

For π^0 ($\eta_{\gamma\gamma}$) candidates, the invariant mass of the photon pair is required to be within the interval $0.115 \text{ GeV}/c^2 < M_{\gamma\gamma} < 0.150 \text{ GeV}/c^2$ ($0.510 \text{ GeV}/c^2 < M_{\gamma\gamma} < 0.570 \text{ GeV}/c^2$). A one-constraint (1C) kinematic fit (KF) is performed by constraining the invariant mass of the photon pair to the nominal π^0 (η) mass [51] to improve the momentum resolution. The χ^2 of the 1C KF is required to be less than 50 (20) for π^0 ($\eta_{\gamma\gamma}$) candidates. The momenta after the 1C KF are used in the subsequent analysis. To eliminate miscombinations that accumulate at large $|\cos\theta_{\text{decay}}|$, we further require $|\cos\theta_{\text{decay}}| < 0.9$ for $\eta_{\gamma\gamma}$ candidates, where θ_{decay} is the helicity angle of one photon candidate in the rest frame of the $\eta_{\gamma\gamma}$ candidate. For $\eta_{3\pi}$ (ω) candidates, the invariant mass of the three pion combinations is required to be in the region $0.536 \text{ GeV}/c^2 < M_{\pi^+\pi^-\pi^0} < 0.560 \text{ GeV}/c^2$ ($0.750 \text{ GeV}/c^2 < M_{\pi^+\pi^-\pi^0} < 0.810 \text{ GeV}/c^2$).

For $\Lambda_c^+ \rightarrow p\eta_{3\pi}$ candidates, events with the invariant mass $M_{p\pi^0}$ within the region (1.17, 1.20) GeV/c^2 are rejected to suppress the intermediate Σ^+ contributions from $\Lambda_c^+ \rightarrow \Sigma^+ (\rightarrow p\pi^0)\pi^+\pi^-$. For the $\Lambda_c^+ \rightarrow p\omega$ candidates, we apply a vertex fit to the proton and two charged pions, and the resultant momenta are used in further analysis. In addition, we veto events with the invariant mass of $M_{p\pi^0}$, $M_{p\pi^-}$, and $M_{\pi^+\pi^-}$ in the regions of (1.17, 1.20) GeV/c^2 , (1.10, 1.12) GeV/c^2 , and (0.47, 0.51) GeV/c^2 , respectively, to remove the contributions from $\Lambda_c^+ \rightarrow \Sigma^+\pi^+\pi^-$, $\Lambda_c^+ \rightarrow \Lambda\pi^+\pi^0$, and $\Lambda_c^+ \rightarrow pK_S^0\pi^0$. The amplitude for $\omega \rightarrow \pi^+\pi^-\pi^0$ is conventionally expanded as a polynomial around the center of the Dalitz plot, as shown in figure 2, in terms of symmetrized coordinates X and Y [58], which are defined as

$$X = \sqrt{3}(T_+ - T_-)/Q, \tag{3.1}$$

$$Y = 3T_0/Q - 1, \tag{3.2}$$

where T_+ , T_- , and T_0 are the kinetic energies of π^+ , π^- , and π^0 in the rest frame of ω . Q is defined as $Q = M_\omega - (m_{\pi^+} + m_{\pi^-} + m_{\pi^0})$, where m_{π^+} , m_{π^0} , and m_{π^-} are the nominal masses from the PDG [51], and M_ω denotes the invariant mass of ω meson reconstructed with three pions $M_\omega = M_{\pi^+\pi^-\pi^0}$. The Dalitz plot with symmetrized coordinates has advantage in deriving a variable of normalized distance \mathcal{R} , which is defined as

$$\mathcal{R} = \sqrt{\frac{X^2 + Y^2}{X_{\text{bound}}^2 + Y_{\text{bound}}^2}}. \tag{3.3}$$

Here, $(X_{\text{bound}}, Y_{\text{bound}})$ is the intersection of a line through the origin (0,0) and (X, Y) with the boundary curve, as shown in figure 2. Hence, \mathcal{R} represents the scaled distance between (0,0) and (X, Y) . Figure 2(a) shows the ω signal and the sideband regions. The signal region is defined as $0.750 \text{ GeV}/c^2 < M_{\pi^+\pi^-\pi^0} < 0.810 \text{ GeV}/c^2$, while the sideband regions as $0.620 \text{ GeV}/c^2 < M_{\pi^+\pi^-\pi^0} < 0.720 \text{ GeV}/c^2$ and $0.840 \text{ GeV}/c^2 < M_{\pi^+\pi^-\pi^0} < 0.890 \text{ GeV}/c^2$. Figures 2(c) and 2(d) show the Dalitz plots of the signal MC sample and

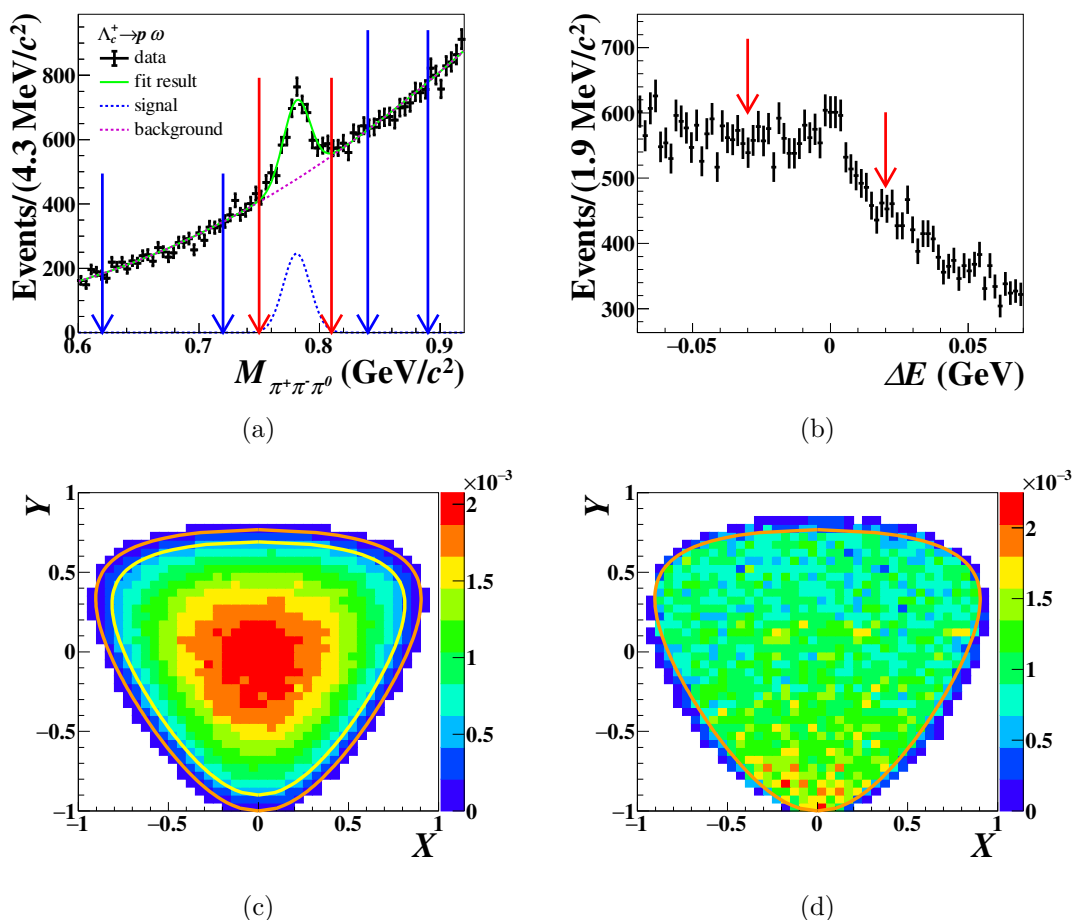


Figure 2. (a) Fit to the $M_{\pi^+\pi^-\pi^0}$ distribution, where the blue dashed line denotes the ω signal events, and the magenta dashed line are non- ω contributions. The red arrows mark the signal region, and the blue arrows mark the sideband regions. (b) ΔE distribution from data, where the red arrows mark the ΔE window requirement. (c) and (d) Dalitz plots after all requirements except the \mathcal{R} requirement in the dimensions of X and Y , as defined in eqs. (3.1)–(3.2), of the ω signal MC sample and non- ω background events from the $M_{\pi^+\pi^-\pi^0}$ sideband regions, respectively. The orange lines tracing the borders of Dalitz plots are the kinematic limits of $\omega \rightarrow \pi^+\pi^-\pi^0$. The yellow curve marks the position of the \mathcal{R} requirement.

non- ω background events, respectively, where ω signals concentrate at the origin, while non- ω background events distribute uniformly. Therefore, we require the \mathcal{R} value to be less than 0.9 to further suppress the backgrounds from non- ω contribution.

To further identify signal candidates, the beam constrained mass M_{BC} and the energy difference ΔE variables are used, defined as

$$M_{\text{BC}} = \sqrt{E_{\text{beam}}^2/c^4 - |\vec{p}_{\Lambda_c^+}|^2/c^2}, \quad (3.4)$$

$$\Delta E = E_{\Lambda_c^+} - E_{\text{beam}}, \quad (3.5)$$

where E_{beam} is the beam energy, and $\vec{p}_{\Lambda_c^+}$ and $E_{\Lambda_c^+}$ are momentum and energy of the

i	Energy Points (GeV)	$p\eta_{\gamma\gamma}$	$p\eta_{3\pi}$	$p\omega$
1	4.600	4.86	12.77	20.06
2	4.612	4.62	20.51	16.34
3	4.628	5.19	13.68	19.71
4	4.641	6.05	15.50	16.14
5	4.661	7.35	16.85	18.10
6	4.682	7.30	16.52	18.79
7	4.699	10.08	15.20	19.98

Table 2. The fractions of events with more than one candidate at different energy points in percentage.

Λ_c^+ candidate in the rest frame of e^+e^- , respectively. For a correctly reconstructed Λ_c^+ candidate, one expects M_{BC} to be the nominal Λ_c^+ mass (2.28646 GeV/ c^2 [51]) and ΔE to be zero. The beam constrained mass of Λ_c^+ candidates should satisfy $2.25 \text{ GeV}/c^2 < M_{\text{BC}} < E_{\text{beam}}/c^2$ and $2.22 \text{ GeV}/c^2 < M_{\text{BC}} < E_{\text{beam}}/c^2$ for $\Lambda_c^+ \rightarrow p\eta$ and $\Lambda_c^+ \rightarrow p\omega$, respectively. For the decay channel $\Lambda_c^+ \rightarrow p\eta$, a loose constraint on the energy difference $-0.07 \text{ GeV}/c^2 < \Delta E < 0.07 \text{ GeV}/c^2$ is used, and a two-dimensional (2D) fit to the M_{BC} and ΔE distributions is performed to obtain the signal yield. The details will be reported in the next section. For the Λ_c^+ reconstructed from $\Lambda_c^+ \rightarrow p\omega$, a tight constraint on the energy difference $-0.03 \text{ GeV} < \Delta E < 0.02 \text{ GeV}$ is used to suppress the high $q\bar{q}$ backgrounds, as shown in figure 2(b). Therefore, the 2D fit to the M_{BC} and ΔE distributions is not applied, and the signal yield is extracted from one-dimensional (1D) fit to M_{BC} spectrum.

Multiple Λ_c^+ candidates survive after the above selection criteria and the fractions of events with more than one candidate are listed in table 2. For $\Lambda_c^+ \rightarrow p\eta_{\gamma\gamma}$, the candidate with the maximum value of proton PID probability and the minimum value of χ^2 from the 1C KF of $\eta \rightarrow \gamma\gamma$ is retained. For $\Lambda_c^+ \rightarrow p\eta_{3\pi}$, the candidate with the maximum value of proton PID and the minimum value of $|M_{\pi^+\pi^-\pi^0} - m_\eta|$ is kept, where m_η is the nominal value of η mass from the PDG [51]. For $\Lambda_c^+ \rightarrow p\omega$, the candidate with the minimum $|\Delta E|$ is selected.

4 Branching Fraction Measurement

The branching fractions of signal modes are determined by a simultaneous maximum likelihood fit to the data sets at seven energy points. The branching fractions of $\Lambda_c^+ \rightarrow p\eta$ and $\Lambda_c^+ \rightarrow p\omega$ at each energy point (i indicates the i -th energy point, from 1 to 7) is determined by

$$\mathcal{B} = \frac{N_{\text{sig}}^i}{2 \cdot N_{\Lambda_c^+ \bar{\Lambda}_c^-}^i \cdot \varepsilon^i \cdot \mathcal{B}_{\text{inter}}}, \quad (4.1)$$

where N_{sig}^i is the signal yield, $N_{\Lambda_c^+ \bar{\Lambda}_c^-}^i$ is the number of $\Lambda_c^+ \bar{\Lambda}_c^-$ pairs, ε^i is the detection efficiency estimated according to the signal MC sample, and $\mathcal{B}_{\text{inter}}$ represents the branching fractions of intermediate states, including $\eta \rightarrow \gamma\gamma$, $\eta \rightarrow \pi^+\pi^-\pi^0$, $\pi^0 \rightarrow \gamma\gamma$, and $\omega \rightarrow \pi^+\pi^-\pi^0$, from the PDG [51]. The numbers of $\Lambda_c^+ \bar{\Lambda}_c^-$ pairs for each energy point, which

Energy Points (GeV)	4.600	4.612	4.626	4.640	4.660	4.680	4.700
$N_{\Lambda_c^+ \bar{\Lambda}_c^-}^i$	99222 ± 3671	17441 ± 828	89302 ± 3307	95451 ± 3535	91609 ± 3416	278540 ± 9738	84342 ± 3252
\mathcal{L}^i (pb ⁻¹)	586.89 ± 3.90	103.65 ± 0.55	521.53 ± 2.76	551.65 ± 2.81	529.43 ± 2.81	1667.39 ± 8.84	535.54 ± 2.84
ε^i for $p\eta_{\gamma\gamma}$ (%)	41.70 ± 0.07	41.58 ± 0.07	41.63 ± 0.07	41.44 ± 0.07	41.37 ± 0.07	41.34 ± 0.07	41.09 ± 0.07
N_{sig}^i for $p\eta_{\gamma\gamma}$	50 ± 12	9 ± 5	45 ± 11	48 ± 11	46 ± 11	140 ± 19	42 ± 11
$N_{\text{sig}}^{\prime i}$ for $p\eta_{\gamma\gamma}$	34 ± 9	8 ± 4	36 ± 10	56 ± 11	38 ± 11	185 ± 22	36 ± 12
ε^i for $p\eta_{3\pi}$ (%)	23.25 ± 0.06	22.49 ± 0.06	23.40 ± 0.06	22.24 ± 0.06	22.28 ± 0.06	22.34 ± 0.06	22.18 ± 0.06
N_{sig}^i for $p\eta_{3\pi}$	17 ± 6	3 ± 2	15 ± 6	16 ± 6	15 ± 6	47 ± 10	14 ± 5
$N_{\text{sig}}^{\prime i}$ for $p\eta_{3\pi}$	16 ± 5	0 ± 2	4 ± 4	27 ± 7	11 ± 5	59 ± 11	8 ± 5
ε^i for $p\omega$ (%)	16.82 ± 0.05	16.28 ± 0.05	15.94 ± 0.05	15.81 ± 0.05	15.54 ± 0.05	15.26 ± 0.05	14.88 ± 0.05
N_{sig}^i for $p\omega$	33 ± 16	6 ± 6	28 ± 15	30 ± 15	28 ± 15	84 ± 26	25 ± 14
$N_{\text{sig}}^{\prime i}$ for $p\omega$	50 ± 13	1 ± 6	24 ± 14	16 ± 15	36 ± 17	56 ± 27	44 ± 15

Table 3. Number of $\Lambda_c^+ \bar{\Lambda}_c^-$ pairs ($N_{\Lambda_c^+ \bar{\Lambda}_c^-}^i$), luminosities (\mathcal{L}^i), efficiencies (ε^i), and number of signal events from simultaneous fit (N_{sig}^i) and separate fit ($N_{\text{sig}}^{\prime i}$) at different energy points.

are listed in table 3, are calculated by $N_{\Lambda_c^+ \bar{\Lambda}_c^-}^i = \mathcal{L}^i \times \sigma^i$, where \mathcal{L}_i and σ_i denote the luminosity [36] and cross section [59], respectively.

4.1 $\Lambda_c^+ \rightarrow p\eta$

To determine the signal yield, a 2D unbinned maximum likelihood fit is performed on the 2D distribution of M_{BC} versus ΔE for each energy point. Figure 3(a) shows 2D distributions from all data sets. The signal shape obtained from the signal MC sample is convolved with a 2D Gaussian function to account for the resolution difference between data and MC simulation. The signal shapes among seven energy points are obtained separately. The parameters of the 2D Gaussian are fixed in the fit to the ones obtained from the control sample of $D^+ \rightarrow \eta\pi^+$ taken at 3.773 GeV, because of the similar final states as the signal mode. The background shape is modeled as a product of an ARGUS function [60], denoted as f_{ARGUS} , and a second order Chebyshev polynomial function, denoted as P_{Cheb} . The parameters of f_{ARGUS} , P_{Cheb} , and \mathcal{B} are left floating in the simultaneous fit. The last one is shared by all energy points while the others are allowed to be different. Figures 3(b) and 3(c) show one-dimensional (1D) projections of the fitting results of $\Lambda_c^+ \rightarrow p\eta_{\gamma\gamma}$ and $\Lambda_c^+ \rightarrow p\eta_{3\pi}$, respectively. The branching fractions obtained via the two decay modes are consistent and are found to be $(1.55 \pm 0.13_{\text{stat}}) \times 10^{-3}$ and $(1.64 \pm 0.21_{\text{stat}}) \times 10^{-3}$, with a statistical significance greater than 10σ and greater than 5σ , respectively. The statistical significance is evaluated by $\sqrt{-2 \ln L_0 / L_{\text{max}}}$, where L_{max} is the maximum likelihood obtained from the nominal fit and L_0 is the maximum likelihood of the fit without including the signal component. The efficiencies and signal yields from simultaneous and separate fits are given in table 3, where the yields from separate fits are in agreement with the yields from simultaneous fits.

4.2 $\Lambda_c^+ \rightarrow p\omega$

A 1D unbinned maximum likelihood fit is simultaneously performed to the M_{BC} distributions for data selected in the ω signal and sideband regions at seven energy points, as shown

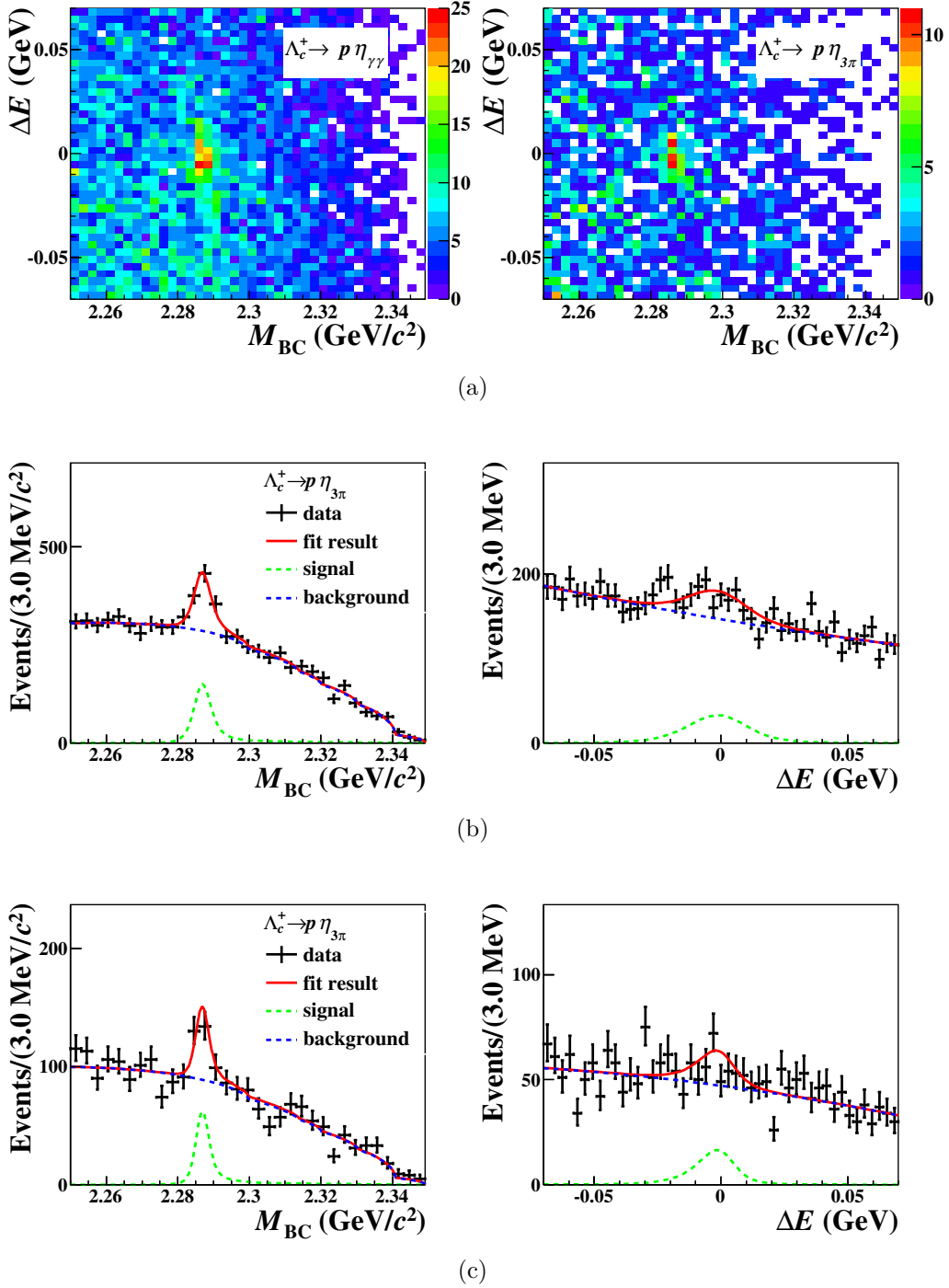


Figure 3. (a) 2D distributions of data summing over all the energy points. (b), (c) 1D projections of 2D simultaneous fits of $\Lambda_c^+ \rightarrow p \eta \gamma \gamma$ and $\Lambda_c^+ \rightarrow p \eta_{3\pi}$ summing over the corresponding distributions at the seven energy points, respectively. Black points with error bars are data, green dashed lines are the signal shapes, blue dashed lines are background, and red solid lines are the total fitting results.

in figure 4, to estimate the branching fraction of $\Lambda_c^+ \rightarrow p\omega$. The 2D fit is not used because the $q\bar{q}$ background would be too high to control if the restriction on the ΔE is released. The signal shape is obtained from signal MC simulations convolved with a Gaussian function. The signal shapes among seven energy points are obtained separately. The parameters of the Gaussian function are fixed according to the control sample $D^+ \rightarrow \omega\pi^+$ taken at 3.773 GeV, because of the similar final states as the signal mode. The background is composed of two parts: the combinatorial part and the remaining non- ω peaking background. The combinatorial background is modeled by an ARGUS function, while the non- ω peaking background is modeled with the shape derived from the $\Lambda_c^+ \rightarrow p\pi^+\pi^-\pi^0$ MC sample, where its yields are constrained in the simultaneous fit to the Λ_c^+ yields in the ω sideband regions in figure 4(b). Here, according to studies on MC simulations, other non- ω backgrounds apart from $\Lambda_c^+ \rightarrow p\pi^+\pi^-\pi^0$ are negligible after the requirements described in section 3. According to the fit to the $M_{\pi^+\pi^-\pi^0}$ spectrum, as shown in figure 2(a), the ratio between the number of non- ω peaking background events in figure 4(a) and the corresponding number of events in ω sideband regions in figure 4(b) is fixed to 0.468 ± 0.003 . Therefore, the fitted branching fraction of $\Lambda_c^+ \rightarrow p\omega$ is given as $(1.11 \pm 0.20_{\text{stat}}) \times 10^{-3}$, with a statistical significance of 5.7σ . The efficiencies and signal yields from simultaneous and separate fits are given in table 3, where the yields from separate fits are in agreement with the yields from simultaneous fits. A potential peak is seen around 2.26 GeV in the M_{BC} distribution in figure 4(a), which is not observed in MC simulations and the significance of the peak is merely 2.4σ , so we treat it as statistical fluctuation in the nominal model. The systematic uncertainty caused by the peak will be discussed in section 5.

5 Systematic uncertainties

The systematic uncertainties for $\Lambda_c^+ \rightarrow p\eta$ and $\Lambda_c^+ \rightarrow p\omega$ are summarized in table 4 and are described below.

- I. *Proton tracking and PID.* We select a control sample of $J/\psi \rightarrow p\bar{p}\pi^+\pi^-$ to study the proton tracking and PID efficiencies as functions of proton momenta based on tag-and-based method. The relative difference between data and MC simulations is estimated and used to reweight the nominal efficiencies in the dimensions of the signal momenta to obtain alternative efficiency. The relative difference between the nominal efficiency and the alternative one is taken as the systematic uncertainty. This method of estimating systematic uncertainty has been used in refs. [18, 61]. The systematic uncertainties for proton tracking are evaluated to be 0.4% for the $p\eta_{\gamma\gamma}$ and $p\eta_{3\pi}$ modes, and 0.7% for the $p\omega$ mode; the PID uncertainties are 0.1% for the $p\eta_{\gamma\gamma}$ and $p\eta_{3\pi}$ modes, and 0.2% for the $p\omega$ mode.
- II. *Proton V_r requirement.* A control sample of $\Lambda_c^+ \rightarrow pK^-\pi^+$ is used to study the systematic uncertainty of the V_r requirement for proton candidates. The difference of the estimated efficiency-corrected signal yields with and without the V_r requirement is found to be 1.2%, which is taken as the systematic uncertainty.

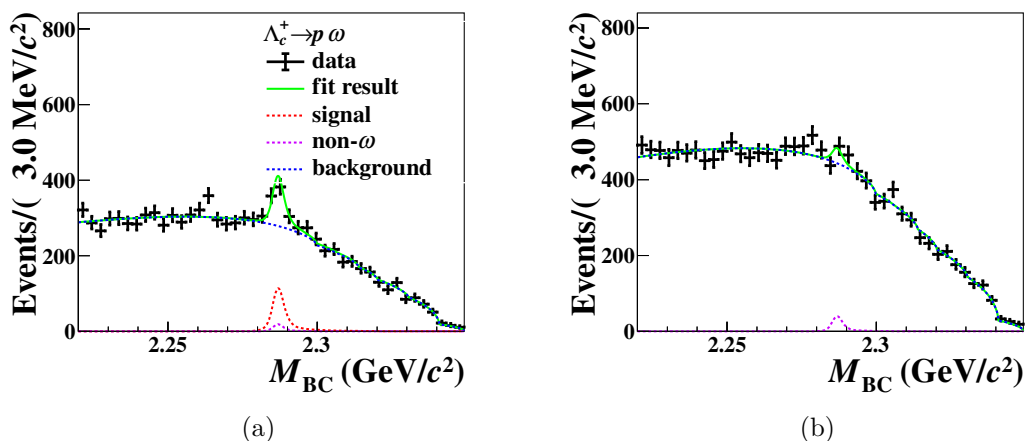


Figure 4. Simultaneous fit to the M_{BC} distributions for data in the ω signal (a) and sideband regions (b) as defined in figure 2(a), summing over the corresponding distributions at seven energy points. Black dots with error bars are data, red dashed lines are signal shapes, violet dashed lines represent the non- ω peaking background contributions of $\Lambda_c^+ \rightarrow p\pi^+\pi^-\pi^0$, blue dashed lines are combinatorial background, and green solid lines are the total fitting results.

Sources	$\Lambda_c^+ \rightarrow p\eta_{\gamma\gamma}$ (%)	$\Lambda_c^+ \rightarrow p\eta_{3\pi}$ (%)	$\Lambda_c^+ \rightarrow p\omega$ (%)
Proton tracking	0.4	0.4	0.7
Proton PID	0.1	0.1	0.2
Proton V_r requirement	1.2	1.2	1.2
Charged π tracking	—	0.6	0.6
Charged π PID	—	0.2	0.3
$\eta_{\gamma\gamma} \pi_{\gamma\gamma}^0$ reconstruction	1.0	0.5	0.5
Shower requirements	0.8	0.2	0.9
$M_{\pi^+\pi^-\pi^0}$ mass window	—	0.2	1.1
\mathcal{R} value	—	—	0.5
Vetoing Σ^+ , K_S^0 and Λ	—	1.8	0.7
ΔE requirement	—	—	0.1
Non- η and non- ω contribution	—	—	0.7
Input $\mathcal{B}_{\text{inter}}$	0.5	1.2	0.8
Total number of $\Lambda_c^+ \bar{\Lambda}_c^-$ pairs	1.6	1.6	1.6
MC statistics	0.1	0.1	0.1
MC model	0.2	0.1	0.7
Fitting model	0.2	0.5	5.2
Total	2.4		6.2

Table 4. Systematic uncertainties from multiple sources of three signal channels in percentage. Items in bold are treated as fully correlated between $\Lambda_c^+ \rightarrow p\eta_{\gamma\gamma}$ and $\Lambda_c^+ \rightarrow p\eta_{3\pi}$.

- III. *Charged π tracking and PID.* The uncertainties due to charged π tracking and PID are studied based on a control sample $J/\psi \rightarrow \pi^+\pi^-\pi^0$. We adopt the same method of estimating the systematic uncertainty as for proton tracking and PID. Accordingly, the relevant systematic uncertainties are assigned as 0.6% (0.2%), and 0.6% (0.3%) for tracking (PID) efficiencies in the $p\eta_{3\pi}$ and $p\omega$ modes, respectively.
- IV. *$\eta_{\gamma\gamma}(\pi_{\gamma\gamma}^0)$ reconstruction.* We study the control sample of $J/\psi \rightarrow p\bar{p}\eta_{\gamma\gamma}(J/\psi \rightarrow p\bar{p}\pi^0)$ [62] to estimate the systematic uncertainty due to photon shower pairing to form $\eta_{\gamma\gamma}(\pi^0)$ candidates, which is evaluated to be 1.0% (0.5%) with the same method as proton tracking and PID.
- V. *Further η and ω requirements.* The photon candidates from $\eta_{\gamma\gamma}$ and π^0 are chosen with additional shower requirements on the lateral moment and $E_{3\times 3}/E_{5\times 5}$. We further apply the helicity angle requirement, mass window requirement and the \mathcal{R} value selection on $\eta_{\gamma\gamma}$, $\eta_{3\pi}$ and ω candidates, respectively. The efficiencies on these additional requirements are studied by control samples of $D^+ \rightarrow \eta_{\gamma\gamma}\pi^+$, $D^+ \rightarrow \eta_{3\pi}\pi^+$, and $D^0 \rightarrow K_S^0\omega$. The differences between efficiency-corrected signal yields of the control samples with and without these requirements are taken as systematic uncertainties. The systematic uncertainty due to shower requirements and $\cos\theta_{\text{decay}}$ criteria for $p\eta_{\gamma\gamma}$ is estimated to be 0.8% in total, and that due to shower requirements and $M_{\pi^+\pi^-\pi^0}$ mass requirement for $p\eta_{3\pi}$ is 0.2%. The systematic uncertainties due to shower requirements, \mathcal{R} value requirement and $M_{\pi^+\pi^-\pi^0}$ mass window for $p\omega$ are given as 0.9%, 0.5% and 1.1%, respectively.
- VI. *Vetoing Σ^+ , K_S^0 , and Λ .* We use control samples $\Lambda_c^+ \rightarrow \Sigma^+\pi^+\pi^-$, $\Lambda_c^+ \rightarrow pK_S^0\pi^0$, and $\Lambda_c^+ \rightarrow \Lambda\pi^+\pi^0$ to study the data and MC difference in the $M_{p\pi^0}$, $M_{\pi^+\pi^-}$ and $M_{p\pi^-}$ spectra. The difference is described by a Gaussian function which is used to correct the signal MC sample. The relative changes on the detection efficiencies before and after correction are assigned as systematic uncertainties, which are 1.8% and 0.7% for $p\eta_{3\pi}$ and $p\omega$, respectively.
- VII. *ΔE requirement.* Using the control sample of $D^+ \rightarrow \omega\pi^+$, the resolution in the ΔE distribution in the $p\omega$ mode is studied. The relative change of the detection efficiencies before and after correcting the MC-simulated resolution effect is assigned as the systematic uncertainty, which is 0.1%.
- VIII. *Non- η and non- ω contribution.* For the $p\eta_{3\pi}$ mode, a potential non- η contribution from $\Lambda_c^+ \rightarrow p\pi^+\pi^-\pi^0$ is found to be negligible, according to a control sample in the $\eta_{3\pi}$ sideband region. For the $p\omega$ mode, the ratio of the sizes of $\Lambda_c^+ \rightarrow p\pi^+\pi^-\pi^0$ in the ω signal and sideband regions is varied to understand the potential bias on the estimation of non- ω contributions. An alternative method to calculate the ratio is implemented by counting the surviving numbers of events in the $\pi^+\pi^-\pi^0$ signal and sideband regions of the $\Lambda_c^+ \rightarrow p\pi^+\pi^-\pi^0$ MC sample. The resultant difference of the branching fractions with the new ratio from the nominal result is assigned as systematic uncertainty, which is 0.7%.

- IX. *Input $\mathcal{B}_{\text{inter}}$.* The uncertainties of intermediate branching fractions are from the PDG [51], and they are 0.5%, 1.2%, and 0.8% for $p\eta_{\gamma\gamma}$, $p\eta_{3\pi}$, and $p\omega$, respectively.
- X. *Number of $\Lambda_c^+\bar{\Lambda}_c^-$ pairs.* The statistical uncertainties from $N_{\Lambda_c^+\bar{\Lambda}_c^-}$ are 1.6%, which include the uncertainties on the luminosity and cross section [36, 59] of each data set.
- XI. *MC statistics.* The statistical uncertainties of the estimated efficiencies from the signal MC samples are both 0.1%.
- XII. *Signal model.* In the nominal analysis, the efficiencies are calculated by using a PHSP MC sample. The alternative efficiencies are estimated with the weighted MC samples according to the joint angular distributions for $p\eta$ and $p\omega$, which are written as

$$\mathcal{W}(\theta_0, \theta_1, \phi_1) = 1 + \alpha_0 \cdot (\cos \theta_0)^2 + \sqrt{1 - \alpha_0^2} \cdot \alpha(p\eta) \cdot \sin \Delta_0 \cos \theta_0 \sin \theta_0 \sin \theta_1 \sin \phi_1, \quad (5.1)$$

and

$$\mathcal{W}(\theta_0, \theta_1, \phi_1) = 1 + \alpha_0 \cdot (\cos \theta_0)^2 + \sqrt{1 - \alpha_0^2} \cdot \frac{\beta - \alpha\gamma}{1 + \gamma} \cdot \sin \Delta_0 \cos \theta_0 \sin \theta_0 \sin \theta_1 \sin \phi_1 \quad (5.2)$$

respectively. Here, α_0 and Δ_0 denote the parameters related to the polarization of $e^+e^- \rightarrow \Lambda_c^+\bar{\Lambda}_c^+$. The parameters θ_0 and θ_1 denote the helicity angles of the corresponding process $e^+e^- \rightarrow \Lambda_c^+\bar{\Lambda}_c^+$ and the signal Λ_c^+ decay, respectively, while ϕ_1 is the angle between the initial e^+e^- reaction plane and the Λ_c^+ decay plane. $\alpha(p\eta)$ denotes the asymmetry parameter of $\Lambda_c^+ \rightarrow p\eta$, while α , β and γ denote the asymmetry parameters of $\Lambda_c^+ \rightarrow p\omega$ [63, 64]. Due to the limited statistics of the signal yields, no practical information can be determined from data. Hence, the parameters of $\alpha(p\eta)$, α , β and γ are varied within the allowed physical region, and the corresponding changes on the alternative efficiencies from the nominal efficiencies are estimated. The maximum differences are considered as systematic uncertainties, which are 0.2%, 0.1%, and 0.7% for $p\eta_{\gamma\gamma}$, $p\eta_{3\pi}$ and $p\omega$ modes, respectively.

- XIII. *Fitting model.* The systematic uncertainty from the fitting model results from the signal and background shapes. To estimate the potential effects, we vary the smearing Gaussian parameters within the uncertainties from the control samples, and vary the parameter E_{beam} of the ARGUS function by ± 0.2 MeV. Six thousand pseudo data sets are generated randomly, where for each pseudo data set these parameters are varied randomly. The pull distribution of the fitted branching fractions in the pseudo data sets indicates a relative shift of 0.2%, 0.5%, and 2.2% on the results of $p\eta_{\gamma\gamma}$, $p\eta_{3\pi}$ and $p\omega$ modes, respectively, which are assigned as systematic uncertainties. For $\Lambda_c^+ \rightarrow p\omega$, the peak around 2.26 GeV in the M_{BC} distribution in figure 4(a) is insignificant in data and not reproduced in MC simulations. However, the peak could be caused by some unknown process in truth. To estimate the potential systematic uncertainty in the nominal fit, an alternative fitting model is considered, which assumes the peak

around 2.26 GeV with a Gaussian function. Two thousands toy data samples are generated based on the alternative fitting model. We fit the toy data samples with the nominal model, and the deviation of the pull distribution is taken as systematic uncertainty, which is 4.7%.

We combine the measured branching fractions of $\Lambda_c^+ \rightarrow p\eta_{\gamma\gamma}$ and $\Lambda_c^+ \rightarrow p\eta_{3\pi}$ considering correlations of systematic uncertainties utilizing BLUE (Best Linear Unbiased Estimate) [65]. We assume the uncertainties from proton tracking, PID, V_r requirement and total number of $\Lambda_c^+\bar{\Lambda}_c^-$ pairs are 100% correlated, and the other sources of systematic uncertainties are uncorrelated. The branching fraction of $\Lambda_c^+ \rightarrow p\eta$ is estimated to be $(1.57 \pm 0.11_{\text{stat}} \pm 0.04_{\text{syst}}) \times 10^{-3}$. For $\Lambda_c^+ \rightarrow p\omega$, we add the systematic uncertainties in quadrature, and the branching fraction is calculated to be $(1.11 \pm 0.20_{\text{stat}} \pm 0.07_{\text{syst}}) \times 10^{-3}$.

6 Summary

Based on e^+e^- collision samples with an integrated luminosity of 4.5 fb^{-1} collected with the BESIII detector at seven energy points between 4.600 and 4.699 GeV, the branching fractions of $\Lambda_c^+ \rightarrow p\eta$ and $\Lambda_c^+ \rightarrow p\omega$ are measured using the single tag method, and they are found to be $(1.57 \pm 0.11_{\text{stat}} \pm 0.04_{\text{syst}}) \times 10^{-3}$ and $(1.11 \pm 0.20_{\text{stat}} \pm 0.07_{\text{syst}}) \times 10^{-3}$, with a statistical significance greater than 10σ and 5.7σ , respectively. Our results are consistent with previous measurements, as given in table 1. The result of $\Lambda_c^+ \rightarrow p\eta$ is the most precise single measurement to date. The results allow more stringent tests of various phenomenological models, as listed in table 1, where early calculations in refs. [13, 14, 34] are confirmed as inconsistent with experimental measurements.

Acknowledgments

The BESIII collaboration thanks the staff of BEPCII and the IHEP computing center for their strong support. This work is supported in part by National Key R&D Program of China under Contracts Nos. 2020YFA0406400, 2020YFA0406300; National Natural Science Foundation of China (NSFC) under Contracts Nos. 11635010, 11735014, 11835012, 11935015, 11935016, 11935018, 11961141012, 12022510, 12025502, 12035009, 12035013, 12061131003, 12192260, 12192261, 12192262, 12192263, 12192264, 12192265, 12221005, 12005311; the Chinese Academy of Sciences (CAS) Large-Scale Scientific Facility Program; the CAS Center for Excellence in Particle Physics (CCEPP); Joint Large-Scale Scientific Facility Funds of the NSFC and CAS under Contract No. U1832207; CAS Key Research Program of Frontier Sciences under Contracts Nos. QYZDJ-SSW-SLH003, QYZDJ-SSW-SLH040; 100 Talents Program of CAS; Fundamental Research Funds for the Central Universities, Lanzhou University, University of Chinese Academy of Sciences; The Institute of Nuclear and Particle Physics (INPAC) and Shanghai Key Laboratory for Particle Physics and Cosmology; ERC under Contract No. 758462; European Union's Horizon 2020 research and innovation programme under Marie Skłodowska-Curie grant agreement under Contract No. 894790; German Research Foundation DFG under Contracts Nos. 443159800, 455635585, Collaborative Research Center CRC 1044, FOR5327,

GRK 2149; Istituto Nazionale di Fisica Nucleare, Italy; Ministry of Development of Turkey under Contract No. DPT2006K-120470; National Research Foundation of Korea under Contract No. NRF-2022R1A2C1092335; National Science and Technology fund of Mongolia; National Science Research and Innovation Fund (NSRF) via the Program Management Unit for Human Resources & Institutional Development, Research and Innovation of Thailand under Contract No. B16F640076; Polish National Science Centre under Contract No. 2019/35/O/ST2/02907; The Royal Society, U.K. under Contract No. DH160214; The Swedish Research Council; U.S. Department of Energy under Contract No. DE-FG02-05ER41374.

Open Access. This article is distributed under the terms of the Creative Commons Attribution License ([CC-BY 4.0](https://creativecommons.org/licenses/by/4.0/)), which permits any use, distribution and reproduction in any medium, provided the original author(s) and source are credited.

References

- [1] L.-L. Chau, *Quark Mixing in Weak Interactions*, *Phys. Rep.* **95** (1983) 1 [[INSPIRE](#)].
- [2] L.-L. Chau and H.-Y. Cheng, *Quark Diagram Analysis of Two-body Charm Decays*, *Phys. Rev. Lett.* **56** (1986) 1655 [[INSPIRE](#)].
- [3] L.-L. Chau, H.-Y. Cheng and B. Tseng, *Analysis of two-body decays of charmed baryons using the quark diagram scheme*, *Phys. Rev. D* **54** (1996) 2132 [[hep-ph/9508382](#)] [[INSPIRE](#)].
- [4] H.-Y. Cheng and B. Tseng, *Cabibbo allowed nonleptonic weak decays of charmed baryons*, *Phys. Rev. D* **48** (1993) 4188 [[hep-ph/9304286](#)] [[INSPIRE](#)].
- [5] J.G. Körner, G. Kramer and J. Willrodt, *Weak Decays of the Charmed Baryon C_0^+ and the Inclusive Yield of Λ and p* , *Phys. Lett. B* **78** (1978) 492 [Erratum *ibid.* **81** (1979) 419] [[INSPIRE](#)].
- [6] J.G. Korner and M. Kramer, *Exclusive nonleptonic charm baryon decays*, *Z. Phys. C* **55** (1992) 659 [[INSPIRE](#)].
- [7] M.A. Ivanov, J.G. Korner, V.E. Lyubovitskij and A.G. Rusetsky, *Exclusive nonleptonic decays of bottom and charm baryons in a relativistic three quark model: Evaluation of nonfactorizing diagrams*, *Phys. Rev. D* **57** (1998) 5632 [[hep-ph/9709372](#)] [[INSPIRE](#)].
- [8] H.-Y. Cheng and B. Tseng, *Nonleptonic weak decays of charmed baryons*, *Phys. Rev. D* **46** (1992) 1042 [Erratum *ibid.* **55** (1997) 1697] [[INSPIRE](#)].
- [9] Q.P. Xu and A.N. Kamal, *Cabibbo favored nonleptonic decays of charmed baryons*, *Phys. Rev. D* **46** (1992) 270 [[INSPIRE](#)].
- [10] Q.P. Xu and A.N. Kamal, *The Nonleptonic charmed baryon decays: $B_c \rightarrow B \left(\frac{3}{2}^+, \text{decuplet}\right) + P(0^-)$ or $V(1^-)$* , *Phys. Rev. D* **46** (1992) 3836 [[INSPIRE](#)].
- [11] P. Zenczykowski, *Nonleptonic charmed baryon decays: Symmetry properties of parity violating amplitudes*, *Phys. Rev. D* **50** (1994) 5787 [[INSPIRE](#)].
- [12] K.K. Sharma and R.C. Verma, *A Study of weak mesonic decays of Λ_c and Ξ_c baryons on the basis of HQET results*, *Eur. Phys. J. C* **7** (1999) 217 [[hep-ph/9803302](#)] [[INSPIRE](#)].
- [13] T. Uppal, R.C. Verma and M.P. Khanna, *Constituent quark model analysis of weak mesonic decays of charm baryons*, *Phys. Rev. D* **49** (1994) 3417 [[INSPIRE](#)].

- [14] K.K. Sharma and R.C. Verma, SU(3) flavor analysis of two-body weak decays of charmed baryons, *Phys. Rev. D* **55** (1997) 7067 [[hep-ph/9704391](#)] [[INSPIRE](#)].
- [15] H.-Y. Cheng, The strangest lifetime: A bizarre story of $\tau(\Omega_c^0)$, *Sci. Bull.* **67** (2022) 445 [[arXiv:2111.09566](#)] [[INSPIRE](#)].
- [16] H.-Y. Cheng, Charmed baryon physics circa 2021, *Chin. J. Phys.* **78** (2022) 324 [[arXiv:2109.01216](#)] [[INSPIRE](#)].
- [17] H.-Y. Cheng, Charmed baryons circa 2015, *Front. Phys.* **10** (2015) 101406 [[INSPIRE](#)].
- [18] BESIII collaboration, Measurements of absolute hadronic branching fractions of Λ_c^+ baryon, *Phys. Rev. Lett.* **116** (2016) 052001 [[arXiv:1511.08380](#)] [[INSPIRE](#)].
- [19] BESIII collaboration, Observation of $\Lambda_c^+ \rightarrow nK_S^0\pi^+$, *Phys. Rev. Lett.* **118** (2017) 112001 [[arXiv:1611.02797](#)] [[INSPIRE](#)].
- [20] BESIII collaboration, Measurement of the absolute branching fraction for $\Lambda_c^+ \rightarrow \Lambda e^+\nu_e$, *Phys. Rev. Lett.* **115** (2015) 221805 [[arXiv:1510.02610](#)] [[INSPIRE](#)].
- [21] H.-B. Li and X.-R. Lyu, Study of the standard model with weak decays of charmed hadrons at BESIII, *Natl. Sci. Rev.* **8** (2021) nwab181 [[arXiv:2103.00908](#)] [[INSPIRE](#)].
- [22] BESIII collaboration, Evidence for the singly-Cabibbo-suppressed decay $\Lambda_c^+ \rightarrow p\eta$ and search for $\Lambda_c^+ \rightarrow p\pi^0$, *Phys. Rev. D* **95** (2017) 111102 [[arXiv:1702.05279](#)] [[INSPIRE](#)].
- [23] LHCb collaboration, Search for the rare decay $\Lambda_c^+ \rightarrow p\mu^+\mu^-$, *Phys. Rev. D* **97** (2018) 091101 [[arXiv:1712.07938](#)] [[INSPIRE](#)].
- [24] BELLE collaboration, Measurements of the branching fractions of $\Lambda_c^+ \rightarrow p\eta$ and $\Lambda_c^+ \rightarrow p\pi^0$ decays at Belle, *Phys. Rev. D* **103** (2021) 072004 [[arXiv:2102.12226](#)] [[INSPIRE](#)].
- [25] BELLE collaboration, Measurement of the branching fraction of $\Lambda_c^+ \rightarrow p\omega$ decay at Belle, *Phys. Rev. D* **104** (2021) 072008 [[arXiv:2108.11301](#)] [[INSPIRE](#)].
- [26] H.-Y. Cheng, X.-W. Kang and F. Xu, Singly Cabibbo-suppressed hadronic decays of Λ_c^+ , *Phys. Rev. D* **97** (2018) 074028 [[arXiv:1801.08625](#)] [[INSPIRE](#)].
- [27] C.Q. Geng, Y.K. Hsiao, C.-W. Liu and T.-H. Tsai, Antitriplet charmed baryon decays with SU(3) flavor symmetry, *Phys. Rev. D* **97** (2018) 073006 [[arXiv:1801.03276](#)] [[INSPIRE](#)].
- [28] C.Q. Geng, C.-W. Liu and T.-H. Tsai, Singly Cabibbo suppressed decays of Λ_c^+ with SU(3) flavor symmetry, *Phys. Lett. B* **790** (2019) 225 [[arXiv:1812.08508](#)] [[INSPIRE](#)].
- [29] H.J. Zhao, Y.-L. Wang, Y.K. Hsiao and Y. Yu, A diagrammatic analysis of two-body charmed baryon decays with flavor symmetry, *JHEP* **02** (2020) 165 [[arXiv:1811.07265](#)] [[INSPIRE](#)].
- [30] C.Q. Geng, C.-W. Liu and T.-H. Tsai, Charmed Baryon Weak Decays with Vector Mesons, *Phys. Rev. D* **101** (2020) 053002 [[arXiv:2001.05079](#)] [[INSPIRE](#)].
- [31] Y.K. Hsiao, Y. Yao and H.J. Zhao, Two-body charmed baryon decays involving vector meson with SU(3) flavor symmetry, *Phys. Lett. B* **792** (2019) 35 [[arXiv:1902.08783](#)] [[INSPIRE](#)].
- [32] H. Zhong, F. Xu, Q. Wen and Y. Gu, Weak decays of antitriplet charmed baryons from the perspective of flavor symmetry, *JHEP* **02** (2023) 235 [[arXiv:2210.12728](#)] [[INSPIRE](#)].
- [33] Y.K. Hsiao, Y.-L. Wang and H.J. Zhao, Equivalent SU(3)_f approaches for two-body anti-triplet charmed baryon decays, *JHEP* **09** (2022) 035 [[arXiv:2111.04124](#)] [[INSPIRE](#)].
- [34] P. Singer and D.-X. Zhang, Two-body Cabibbo suppressed decays of charmed baryons into vector mesons and into photons, *Phys. Rev. D* **54** (1996) 1225 [[hep-ph/9603426](#)] [[INSPIRE](#)].

- [35] BESIII collaboration, *Design and Construction of the BESIII Detector*, *Nucl. Instrum. Meth. A* **614** (2010) 345 [[arXiv:0911.4960](#)] [[INSPIRE](#)].
- [36] BESIII collaboration, *Luminosities and energies of e^+e^- collision data taken between $\sqrt{s} = 4.61$ GeV and 4.95 GeV at BESIII*, *Chin. Phys. C* **46** (2022) 113003 [[arXiv:2205.04809](#)] [[INSPIRE](#)].
- [37] BESIII collaboration, *Precision measurement of the integrated luminosity of the data taken by BESIII at center of mass energies between 3.810 GeV and 4.600 GeV*, *Chin. Phys. C* **39** (2015) 093001 [[arXiv:1503.03408](#)] [[INSPIRE](#)].
- [38] C. Yu et al., *BEPCII Performance and Beam Dynamics Studies on Luminosity*, in proceedings of the *7th International Particle Accelerator Conference (IPAC2016)*, Busan, Republic of Korea, 8–13 May 2016, JACoW, Geneva, Switzerland (2016) [[DOI:10.18429/JACoW-IPAC2016-TUYA01](#)] [[INSPIRE](#)].
- [39] BESIII collaboration, *Future Physics Programme of BESIII*, *Chin. Phys. C* **44** (2020) 040001 [[arXiv:1912.05983](#)] [[INSPIRE](#)].
- [40] K.-X. Huang et al., *Method for detector description transformation to Unity and application in BESIII*, *Nucl. Sci. Tech.* **33** (2022) 142 [[arXiv:2206.10117](#)] [[INSPIRE](#)].
- [41] X. Li et al., *Study of MRPC technology for BESIII endcap-TOF upgrade*, *Radiat. Detect. Technol. Meth.* **1** (2017) 13.
- [42] Y.-X. Guo et al., *The study of time calibration for upgraded end cap TOF of BESIII*, *Radiat. Detect. Technol. Meth.* **1** (2017) 15.
- [43] P. Cao et al., *Design and construction of the new BESIII endcap Time-of-Flight system with MRPC Technology*, *Nucl. Instrum. Meth. A* **953** (2020) 163053 [[INSPIRE](#)].
- [44] GEANT4 collaboration, *GEANT4 — a simulation toolkit*, *Nucl. Instrum. Meth. A* **506** (2003) 250 [[INSPIRE](#)].
- [45] Z.Y. You, Y.T. Liang and Y.J. Mao, *A method for detector description exchange among ROOT GEANT4 and GEANT3*, *Chin. Phys. C* **32** (2008) 572.
- [46] Y.T. Liang, B. Zhu, Z.Y. You et al., *A uniform geometry description for simulation, reconstruction and visualization in the BESIII experiment*, *Nucl. Instrum. Meth. A* **603** (2009) 325 [[INSPIRE](#)].
- [47] S. Jadach, B.F.L. Ward and Z. Was, *Coherent exclusive exponentiation for precision Monte Carlo calculations*, *Phys. Rev. D* **63** (2001) 113009 [[hep-ph/0006359](#)] [[INSPIRE](#)].
- [48] S. Jadach, B.F.L. Ward and Z. Was, *The Precision Monte Carlo event generator KK for two fermion final states in e^+e^- collisions*, *Comput. Phys. Commun.* **130** (2000) 260 [[hep-ph/9912214](#)] [[INSPIRE](#)].
- [49] D.J. Lange, *The EvtGen particle decay simulation package*, *Nucl. Instrum. Meth. A* **462** (2001) 152 [[INSPIRE](#)].
- [50] R.-G. Ping, *Event generators at BESIII*, *Chin. Phys. C* **32** (2008) 599 [[INSPIRE](#)].
- [51] PARTICLE DATA collaboration, *Review of Particle Physics*, *Prog. Theor. Exp. Phys.* **2022** (2022) 083C01 [[INSPIRE](#)].
- [52] K. He et al., *Particle identification at BESIII*, *PoS ACAT* (2007) 038 [[INSPIRE](#)].
- [53] J.C. Chen, G.S. Huang, X.R. Qi, D.H. Zhang and Y.S. Zhu, *Event generator for J/ψ and $\psi(2S)$ decay*, *Phys. Rev. D* **62** (2000) 034003 [[INSPIRE](#)].

- [54] R.-L. Yang, R.-G. Ping and H. Chen, *Tuning and Validation of the Lundcharm Model with J/ψ Decays*, *Chin. Phys. Lett.* **31** (2014) 061301 [[INSPIRE](#)].
- [55] E. Richter-Was, *QED bremsstrahlung in semileptonic B and leptonic tau decays*, *Phys. Lett. B* **303** (1993) 163 [[INSPIRE](#)].
- [56] Y. Guan, X.-R. Lü, Y. Zheng and Y.-F. Wang, *Study of the efficiency of event start time determination at BESIII*, *Chin. Phys. C* **38** (2014) 016201 [[arXiv:1304.6177](#)] [[INSPIRE](#)].
- [57] A. Drescher, B. Grawe, B. Hahn et al., *The Argus Electron-Photon Calorimeter. Part 3. Electron-Hadron Separation*, *Nucl. Instrum. Meth. A* **237** (1985) 464 [[INSPIRE](#)].
- [58] S.P. Schneider, B. Kubis and C. Ditsche, *Rescattering effects in $\eta \rightarrow 3\pi$ decays*, *JHEP* **02** (2011) 028 [[arXiv:1010.3946](#)] [[INSPIRE](#)].
- [59] BESIII collaboration, *Measurement of Energy-Dependent Pair-Production Cross Section and Electromagnetic Form Factors of a Charmed Baryon*, *Phys. Rev. Lett.* **131** (2023) 191901 [[arXiv:2307.07316](#)] [[INSPIRE](#)].
- [60] ARGUS collaboration, *Search for Hadronic $b \rightarrow u$ Decays*, *Phys. Lett. B* **241** (1990) 278 [[INSPIRE](#)].
- [61] BESIII collaboration, *Measurement of Branching Fractions of Singly Cabibbo-suppressed Decays $\Lambda_c^+ \rightarrow \Sigma^0 K^+$ and $\Sigma^+ K_S^0$* , *Phys. Rev. D* **106** (2022) 052003 [[arXiv:2207.10906](#)] [[INSPIRE](#)].
- [62] BESIII collaboration, *Observation of the J/ψ and $\psi(3686)$ decays into $\eta \Sigma^+ \bar{\Sigma}^-$* , *Phys. Rev. D* **106** (2022) 112007 [[arXiv:2210.09601](#)] [[INSPIRE](#)].
- [63] D. Wang, R.-G. Ping, L. Li, X.-R. Lyu and Y.H. Zheng, *Charmed baryon decay asymmetry in e^+e^- annihilation*, *Chin. Phys. C* **41** (2017) 023106 [[arXiv:1612.05918](#)] [[INSPIRE](#)].
- [64] H. Chen and R.-G. Ping, *Λ_c^+ transverse polarization and decay asymmetry parameters*, *Phys. Rev. D* **99** (2019) 114027 [[INSPIRE](#)].
- [65] R. Nisius, *BLUE: combining correlated estimates of physics observables within ROOT using the Best Linear Unbiased Estimate method*, *SoftwareX* **11** (2020) 100468 [[arXiv:2001.10310](#)] [[INSPIRE](#)].

The BESIII collaboration

M. Ablikim¹, M.N. Achasov^{13,b}, P. Adlarson⁷⁵, R. Aliberti³⁶, A. Amoroso^{74A,74C}, M.R. An⁴⁰, Q. An^{71,58}, Y. Bai⁵⁷, O. Bakina³⁷, I. Balossino^{30A}, Y. Ban^{47,g}, V. Batozskaya^{1,45}, K. Begzsuren³³, N. Berger³⁶, M. Berlowski⁴⁵, M. Bertani^{29A}, D. Bettoni^{30A}, F. Bianchi^{74A,74C}, E. Bianco^{74A,74C}, J. Bloms⁶⁸, A. Bortone^{74A,74C}, I. Boyko³⁷, R.A. Briere⁵, A. Brueggemann⁶⁸, H. Cai⁷⁶, X. Cai^{1,58}, A. Calcaterra^{29A}, G.F. Cao^{1,63}, N. Cao^{1,63}, S.A. Cetin^{62A}, J.F. Chang^{1,58}, T.T. Chang⁷⁷, W.L. Chang^{1,63}, G.R. Che⁴⁴, G. Chelkov^{37,a}, C. Chen⁴⁴, Chao Chen⁵⁵, G. Chen¹, H.S. Chen^{1,63}, M.L. Chen^{1,58,63}, S.J. Chen⁴³, S.M. Chen⁶¹, T. Chen^{1,63}, X.R. Chen^{32,63}, X.T. Chen^{1,63}, Y.B. Chen^{1,58}, Y.Q. Chen³⁵, Z.J. Chen^{26,h}, W.S. Cheng^{74C}, S.K. Choi¹⁰, X. Chu⁴⁴, G. Cibinetto^{30A}, S.C. Coen⁴, F. Cossio^{74C}, J.J. Cui⁵⁰, H.L. Dai^{1,58}, J.P. Dai⁷⁹, A. Dbeyssi¹⁹, R.E. de Boer⁴, D. Dedovich³⁷, Z.Y. Deng¹, A. Denig³⁶, I. Denysenko³⁷, M. Destefanis^{74A,74C}, F. De Mori^{74A,74C}, B. Ding^{66,1}, X.X. Ding^{47,g}, Y. Ding³⁵, Y. Ding⁴¹, J. Dong^{1,58}, L.Y. Dong^{1,63}, M.Y. Dong^{1,58,63}, X. Dong⁷⁶, S.X. Du⁸¹, Z.H. Duan⁴³, P. Egorov^{37,a}, Y.L. Fan⁷⁶, J. Fang^{1,58}, S.S. Fang^{1,63}, W.X. Fang¹, Y. Fang¹, R. Farinelli^{30A}, L. Fava^{74B,74C}, F. Feldbauer⁴, G. Felici^{29A}, C.Q. Feng^{71,58}, J.H. Feng⁵⁹, K. Fischer⁶⁹, M. Fritsch⁴, C. Fritzsche⁶⁸, C.D. Fu¹, J.L. Fu⁶³, Y.W. Fu¹, H. Gao⁶³, Y.N. Gao^{47,g}, Yang Gao^{71,58}, S. Garbolino^{74C}, I. Garzia^{30A,30B}, P.T. Ge⁷⁶, Z.W. Ge⁴³, C. Geng⁵⁹, E.M. Gersabeck⁶⁷, A. Gilman⁶⁹, K. Goetzen¹⁴, L. Gong⁴¹, W.X. Gong^{1,58}, W. Gradl³⁶, S. Gramigna^{30A,30B}, M. Greco^{74A,74C}, M.H. Gu^{1,58}, Y.T. Gu¹⁶, C.Y. Guan^{1,63}, Z.L. Guan²³, A.Q. Guo^{32,63}, L.B. Guo⁴², R.P. Guo⁴⁹, Y.P. Guo^{12,f}, A. Guskov^{37,a}, X.T. Hou^{1,63}, T.T. Han⁵⁰, W.Y. Han⁴⁰, X.Q. Hao²⁰, F.A. Harris⁶⁵, K.K. He⁵⁵, K.L. He^{1,63}, F.H.H. Heinsius⁴, C.H. Heinz³⁶, Y.K. Heng^{1,58,63}, C. Herold⁶⁰, T. Holtmann⁴, P.C. Hong^{12,f}, G.Y. Hou^{1,63}, Y.R. Hou⁶³, Z.L. Hou¹, H.M. Hu^{1,63}, J.F. Hu^{56,i}, T. Hu^{1,58,63}, Y. Hu¹, G.S. Huang^{71,58}, K.X. Huang⁵⁹, L.Q. Huang^{32,63}, X.T. Huang⁵⁰, Y.P. Huang¹, T. Hussain⁷³, N. Hüsken^{28,36}, W. Imoehl²⁸, M. Irshad^{71,58}, J. Jackson²⁸, S. Jaeger⁴, S. Janchiv³³, J.H. Jeong¹⁰, Q. Ji¹, Q.P. Ji²⁰, X.B. Ji^{1,63}, X.L. Ji^{1,58}, Y.Y. Ji⁵⁰, Z.K. Jia^{71,58}, P.C. Jiang^{47,g}, S.S. Jiang⁴⁰, T.J. Jiang¹⁷, X.S. Jiang^{1,58,63}, Y. Jiang⁶³, J.B. Jiao⁵⁰, Z. Jiao²⁴, S. Jin⁴³, Y. Jin⁶⁶, M.Q. Jing^{1,63}, T. Johansson⁷⁵, X. Kui¹, S. Kabana³⁴, N. Kalantar-Nayestanaki⁶⁴, X.L. Kang⁹, X.S. Kang⁴¹, R. Kappert⁶⁴, M. Kavatsyuk⁶⁴, B.C. Ke⁸¹, A. Khoukaz⁶⁸, R. Kiuchi¹, R. Kliemt¹⁴, L. Koch³⁸, O.B. Kolcu^{62A}, B. Kopf⁴, M.K. Kuessner⁴, A. Kupsc^{45,75}, W. Kühn³⁸, J.J. Lane⁶⁷, J.S. Lange³⁸, P. Larin¹⁹, A. Lavania²⁷, L. Lavezzi^{74A,74C}, T.T. Lei^{71,k}, Z.H. Lei^{71,58}, H. Leithoff³⁶, M. Lellmann³⁶, T. Lenz³⁶, C. Li⁴⁸, C. Li⁴⁴, C.H. Li⁴⁰, Cheng Li^{71,58}, D.M. Li⁸¹, F. Li^{1,58}, G. Li¹, H. Li^{71,58}, H.B. Li^{1,63}, H.J. Li²⁰, H.N. Li^{56,i}, Hui Li⁴⁴, J.R. Li⁶¹, J.S. Li⁵⁹, J.W. Li⁵⁰, Ke Li¹, L.J. Li^{1,63}, L.K. Li¹, Lei Li³, M.H. Li⁴⁴, P.R. Li^{39,j,k}, S.X. Li¹², T. Li⁵⁰, W.D. Li^{1,63}, W.G. Li¹, X.H. Li^{71,58}, X.L. Li⁵⁰, Xiaoyu Li^{1,63}, Y.G. Li^{47,g}, Z.J. Li⁵⁹, Z.X. Li¹⁶, Z.Y. Li⁵⁹, C. Liang⁴³, H. Liang^{71,58}, H. Liang³⁵, H. Liang^{1,63}, Y.F. Liang⁵⁴, Y.T. Liang^{32,63}, G.R. Liao¹⁵, L.Z. Liao⁵⁰, J. Libby²⁷, A. Limphirat⁶⁰, D.X. Lin^{32,63}, T. Lin¹, B.J. Liu¹, B.X. Liu⁷⁶, C. Liu³⁵, C.X. Liu¹, D. Liu^{19,71}, F.H. Liu⁵³, Fang Liu¹, Feng Liu⁶, G.M. Liu^{56,i}, H. Liu^{39,j,k}, H.B. Liu¹⁶, H.M. Liu^{1,63}, Huanhuan Liu¹, Huihui Liu²², J.B. Liu^{71,58}, J.L. Liu⁷², J.Y. Liu^{1,63}, K. Liu¹, K.Y. Liu⁴¹, Ke Liu²³, L. Liu^{71,58}, L.C. Liu⁴⁴, Lu Liu⁴⁴, M.H. Liu^{12,f}, P.L. Liu¹, Q. Liu⁶³, S.B. Liu^{71,58}, T. Liu^{12,f}, W.K. Liu⁴⁴, W.M. Liu^{71,58}, X. Liu^{39,j,k}, Y. Liu^{39,j,k}, Y.B. Liu⁴⁴, Z.A. Liu^{1,58,63}, Z.Q. Liu⁵⁰, X.C. Lou^{1,58,63}, F.X. Lu⁵⁹, H.J. Lu²⁴, J.G. Lu^{1,58}, X.L. Lu¹, Y. Lu⁷, Y.P. Lu^{1,58}, Z.H. Lu^{1,63}, C.L. Luo⁴², M.X. Luo⁸⁰, T. Luo^{12,f}, X.L. Luo^{1,58}, X.R. Lyu⁶³, Y.F. Lyu⁴⁴,

F.C. Ma⁴¹, H.L. Ma¹, J.L. Ma^{1,63}, L.L. Ma⁵⁰, M.M. Ma^{1,63}, Q.M. Ma¹, R.Q. Ma^{1,63}, R.T. Ma⁶³,
 X.Y. Ma^{1,58}, Y. Ma^{47,g}, Y.M. Ma³², F.E. Maas¹⁹, M. Maggiora^{74A,74C}, S. Maldaner⁴, S. Malde⁶⁹,
 A. Mangoni^{29B}, Y.J. Mao^{47,g}, Z.P. Mao¹, S. Marcello^{74A,74C}, Z.X. Meng⁶⁶,
 J.G. Messchendorp^{14,64}, G. Mezzadri^{30A}, H. Miao^{1,63}, T.J. Min⁴³, R.E. Mitchell²⁸, X.H. Mo^{1,58,63},
 N.Yu. Muchnoi^{13,b}, Y. Nefedov³⁷, F. Nerling^{19,d}, I.B. Nikolaev^{13,b}, Z. Ning^{1,58}, S. Nisar^{11,l},
 Y. Niu⁵⁰, S.L. Olsen⁶³, Q. Ouyang^{1,58,63}, S. Pacetti^{29B,29C}, X. Pan⁵⁵, Y. Pan⁵⁷, A. Pathak³⁵,
 P. Patteri^{29A}, Y.P. Pei^{71,58}, M. Pelizaeus⁴, H.P. Peng^{71,58}, K. Peters^{14,d}, J.L. Ping⁴²,
 R.G. Ping^{1,63}, S. Plura³⁶, S. Pogodin³⁷, V. Prasad³⁴, F.Z. Qi¹, H. Qi^{71,58}, H.R. Qi⁶¹, M. Qi⁴³,
 T.Y. Qi^{12,f}, S. Qian^{1,58}, W.B. Qian⁶³, C.F. Qiao⁶³, J.J. Qin⁷², L.Q. Qin¹⁵, X.P. Qin^{12,f},
 X.S. Qin⁵⁰, Z.H. Qin^{1,58}, J.F. Qiu¹, S.Q. Qu⁶¹, C.F. Redmer³⁶, K.J. Ren⁴⁰, A. Rivetti^{74C},
 V. Rodin⁶⁴, M. Rolo^{74C}, G. Rong^{1,63}, Ch. Rosner¹⁹, S.N. Ruan⁴⁴, N. Salone⁴⁵, A. Sarantsev^{37,c},
 Y. Schelhaas³⁶, K. Schoenning⁷⁵, M. Scodreggio^{30A,30B}, K.Y. Shan^{12,f}, W. Shan²⁵, X.Y. Shan^{71,58},
 J.F. Shangguan⁵⁵, L.G. Shao^{1,63}, M. Shao^{71,58}, C.P. Shen^{12,f}, H.F. Shen^{1,63}, W.H. Shen⁶³,
 X.Y. Shen^{1,63}, B.A. Shi⁶³, H.C. Shi^{71,58}, J.L. Shi¹², J.Y. Shi¹, Q.Q. Shi⁵⁵, R.S. Shi^{1,63}, X. Shi^{1,58},
 J.J. Song²⁰, T.Z. Song⁵⁹, W.M. Song^{35,1}, Y.J. Song¹², Y.X. Song^{47,g}, S. Sosio^{74A,74C},
 S. Spataro^{74A,74C}, F. Stieler³⁶, Y.J. Su⁶³, G.B. Sun⁷⁶, G.X. Sun¹, H. Sun⁶³, H.K. Sun¹,
 J.F. Sun²⁰, K. Sun⁶¹, L. Sun⁷⁶, S.S. Sun^{1,63}, T. Sun^{1,63}, W.Y. Sun³⁵, Y. Sun⁹, Y.J. Sun^{71,58},
 Y.Z. Sun¹, Z.T. Sun⁵⁰, Y.X. Tan^{71,58}, C.J. Tang⁵⁴, G.Y. Tang¹, J. Tang⁵⁹, Y.A. Tang⁷⁶,
 L.Y. Tao⁷², Q.T. Tao^{26,h}, M. Tat⁶⁹, J.X. Teng^{71,58}, V. Thoren⁷⁵, W.H. Tian⁵⁹, W.H. Tian⁵²,
 Y. Tian^{32,63}, Z.F. Tian⁷⁶, I. Uman^{62B}, B. Wang¹, B.L. Wang⁶³, Bo Wang^{71,58}, C.W. Wang⁴³,
 D.Y. Wang^{47,g}, F. Wang⁷², H.J. Wang^{39,j,k}, H.P. Wang^{1,63}, K. Wang^{1,58}, L.L. Wang¹, M. Wang⁵⁰,
 Meng Wang^{1,63}, S. Wang^{12,f}, S. Wang^{39,j,k}, T. Wang^{12,f}, T.J. Wang⁴⁴, W. Wang⁵⁹, W. Wang⁷²,
 W.H. Wang⁷⁶, W.P. Wang^{71,58}, X. Wang^{47,g}, X.F. Wang^{39,j,k}, X.J. Wang⁴⁰, X.L. Wang^{12,f},
 Y. Wang⁶¹, Y.D. Wang⁴⁶, Y.F. Wang^{1,58,63}, Y.H. Wang⁴⁸, Y.N. Wang⁴⁶, Y.Q. Wang¹,
 Yaqian Wang^{18,1}, Yi Wang⁶¹, Z. Wang^{1,58}, Z.L. Wang⁷², Z.Y. Wang^{1,63}, Ziyi Wang⁶³, D. Wei⁷⁰,
 D.H. Wei¹⁵, F. Weidner⁶⁸, S.P. Wen¹, C.W. Wenzel⁴, U.W. Wiedner⁴, G. Wilkinson⁶⁹,
 M. Wolke⁷⁵, L. Wollenberg⁴, C. Wu⁴⁰, J.F. Wu^{1,63}, L.H. Wu¹, L.J. Wu^{1,63}, X. Wu^{12,f}, X.H. Wu³⁵,
 Y. Wu⁷¹, Y.J. Wu³², Z. Wu^{1,58}, L. Xia^{71,58}, X.M. Xian⁴⁰, T. Xiang^{47,g}, D. Xiao^{39,j,k},
 G.Y. Xiao⁴³, H. Xiao^{12,f}, S.Y. Xiao¹, Y.L. Xiao^{12,f}, Z.J. Xiao⁴², C. Xie⁴³, X.H. Xie^{47,g}, Y. Xie⁵⁰,
 Y.G. Xie^{1,58}, Y.H. Xie⁶, Z.P. Xie^{71,58}, T.Y. Xing^{1,63}, C.F. Xu^{1,63}, C.J. Xu⁵⁹, G.F. Xu¹,
 H.Y. Xu⁶⁶, Q.J. Xu¹⁷, Q.N. Xu³¹, W. Xu^{1,63}, W.L. Xu⁶⁶, X.P. Xu⁵⁵, Y.C. Xu⁷⁸, Z.P. Xu⁴³,
 Z.S. Xu⁶³, F. Yan^{12,f}, L. Yan^{12,f}, W.B. Yan^{71,58}, W.C. Yan⁸¹, X.Q. Yan¹, H.J. Yang^{51,e},
 H.L. Yang³⁵, H.X. Yang¹, Tao Yang¹, Y. Yang^{12,f}, Y.F. Yang⁴⁴, Y.X. Yang^{1,63}, Yifan Yang^{1,63},
 Z.W. Yang^{39,j,k}, M. Ye^{1,58}, M.H. Ye⁸, J.H. Yin¹, Z.Y. You⁵⁹, B.X. Yu^{1,58,63}, C.X. Yu⁴⁴, G. Yu^{1,63},
 J.S. Yu^{26,h}, T. Yu⁷², X.D. Yu^{47,g}, C.Z. Yuan^{1,63}, L. Yuan², S.C. Yuan¹, X.Q. Yuan¹, Y. Yuan^{1,63},
 Z.Y. Yuan⁵⁹, C.X. Yue⁴⁰, A.A. Zafar⁷³, F.R. Zeng⁵⁰, X. Zeng^{12,f}, Y. Zeng^{26,h}, Y.J. Zeng^{1,63},
 X.Y. Zhai³⁵, Y.H. Zhan⁵⁹, A.Q. Zhang^{1,63}, B.L. Zhang^{1,63}, B.X. Zhang¹, D.H. Zhang⁴⁴,
 G.Y. Zhang²⁰, H. Zhang⁷¹, H.H. Zhang⁵⁹, H.H. Zhang³⁵, H.Q. Zhang^{1,58,63}, H.Y. Zhang^{1,58},
 J.J. Zhang⁵², J.L. Zhang²¹, J.Q. Zhang⁴², J.W. Zhang^{1,58,63}, J.X. Zhang^{39,j,k}, J.Y. Zhang¹,
 J.Z. Zhang^{1,63}, Jianyu Zhang⁶³, Jiawei Zhang^{1,63}, L.M. Zhang⁶¹, L.Q. Zhang⁵⁹, Lei Zhang⁴³,
 P. Zhang¹, Q.Y. Zhang^{40,81}, Shuihan Zhang^{1,63}, Shulei Zhang^{26,h}, X.D. Zhang⁴⁶, X.M. Zhang¹,
 X.Y. Zhang⁵⁰, X.Y. Zhang⁵⁵, Y. Zhang⁶⁹, Y. Zhang⁷², Y.T. Zhang⁸¹, Y.H. Zhang^{1,58},
 Yan Zhang^{71,58}, Yao Zhang¹, Z.H. Zhang¹, Z.L. Zhang³⁵, Z.Y. Zhang⁴⁴, Z.Y. Zhang⁷⁶, G. Zhao¹,

J. Zhao⁴⁰, J.Y. Zhao^{1,63}, J.Z. Zhao^{1,58}, Lei Zhao^{71,58}, Ling Zhao¹, M.G. Zhao⁴⁴, S.J. Zhao⁸¹, Y.B. Zhao^{1,58}, Y.X. Zhao^{32,63}, Z.G. Zhao^{71,58}, A. Zhemchugov^{37,a}, B. Zheng⁷², J.P. Zheng^{1,58}, W.J. Zheng^{1,63}, Y.H. Zheng⁶³, B. Zhong⁴², X. Zhong⁵⁹, H. Zhou⁵⁰, L.P. Zhou^{1,63}, X. Zhou⁷⁶, X.K. Zhou⁶, X.R. Zhou^{71,58}, X.Y. Zhou⁴⁰, Y.Z. Zhou^{12,f}, J. Zhu⁴⁴, K. Zhu¹, K.J. Zhu^{1,58,63}, L. Zhu³⁵, L.X. Zhu⁶³, S.H. Zhu⁷⁰, S.Q. Zhu⁴³, T.J. Zhu^{12,f}, W.J. Zhu^{12,f}, Y.C. Zhu^{71,58}, Z.A. Zhu^{1,63}, J.H. Zou¹, J. Zu^{71,58}

¹ *Institute of High Energy Physics, Beijing 100049, People's Republic of China*

² *Beihang University, Beijing 100191, People's Republic of China*

³ *Beijing Institute of Petrochemical Technology, Beijing 102617, People's Republic of China*

⁴ *Bochum Ruhr-University, D-44780 Bochum, Germany*

⁵ *Carnegie Mellon University, Pittsburgh, Pennsylvania 15213, USA*

⁶ *Central China Normal University, Wuhan 430079, People's Republic of China*

⁷ *Central South University, Changsha 410083, People's Republic of China*

⁸ *China Center of Advanced Science and Technology, Beijing 100190, People's Republic of China*

⁹ *China University of Geosciences, Wuhan 430074, People's Republic of China*

¹⁰ *Chung-Ang University, Seoul, 06974, Republic of Korea*

¹¹ *COMSATS University Islamabad, Lahore Campus, Defence Road, Off Raiwind Road, 54000 Lahore, Pakistan*

¹² *Fudan University, Shanghai 200433, People's Republic of China*

¹³ *G.I. Budker Institute of Nuclear Physics SB RAS (BINP), Novosibirsk 630090, Russia*

¹⁴ *GSI Helmholtzcentre for Heavy Ion Research GmbH, D-64291 Darmstadt, Germany*

¹⁵ *Guangxi Normal University, Guilin 541004, People's Republic of China*

¹⁶ *Guangxi University, Nanning 530004, People's Republic of China*

¹⁷ *Hangzhou Normal University, Hangzhou 310036, People's Republic of China*

¹⁸ *Hebei University, Baoding 071002, People's Republic of China*

¹⁹ *Helmholtz Institute Mainz, Staudinger Weg 18, D-55099 Mainz, Germany*

²⁰ *Henan Normal University, Xinxiang 453007, People's Republic of China*

²¹ *Henan University, Kaifeng 475004, People's Republic of China*

²² *Henan University of Science and Technology, Luoyang 471003, People's Republic of China*

²³ *Henan University of Technology, Zhengzhou 450001, People's Republic of China*

²⁴ *Huangshan College, Huangshan 245000, People's Republic of China*

²⁵ *Hunan Normal University, Changsha 410081, People's Republic of China*

²⁶ *Hunan University, Changsha 410082, People's Republic of China*

²⁷ *Indian Institute of Technology Madras, Chennai 600036, India*

²⁸ *Indiana University, Bloomington, Indiana 47405, USA*

²⁹ *INFN Laboratori Nazionali di Frascati, (A)INFN Laboratori Nazionali di Frascati, I-00044, Frascati, Italy; (B)INFN Sezione di Perugia, I-06100, Perugia, Italy; (C)University of Perugia, I-06100, Perugia, Italy*

³⁰ *INFN Sezione di Ferrara, (A)INFN Sezione di Ferrara, I-44122, Ferrara, Italy; (B)University of Ferrara, I-44122, Ferrara, Italy*

³¹ *Inner Mongolia University, Hohhot 010021, People's Republic of China*

³² *Institute of Modern Physics, Lanzhou 730000, People's Republic of China*

³³ *Institute of Physics and Technology, Peace Avenue 54B, Ulaanbaatar 13330, Mongolia*

³⁴ *Instituto de Alta Investigación, Universidad de Tarapacá, Casilla 7D, Arica, Chile*

³⁵ *Jilin University, Changchun 130012, People's Republic of China*

³⁶ *Johannes Gutenberg University of Mainz, Johann-Joachim-Becher-Weg 45, D-55099 Mainz, Germany*

³⁷ *Joint Institute for Nuclear Research, 141980 Dubna, Moscow region, Russia*

³⁸ *Justus-Liebig-Universitaet Giessen, II. Physikalisches Institut, Heinrich-Buff-Ring 16, D-35392 Giessen, Germany*

³⁹ *Lanzhou University, Lanzhou 730000, People's Republic of China*

⁴⁰ *Liaoning Normal University, Dalian 116029, People's Republic of China*

- ⁴¹ Liaoning University, Shenyang 110036, People's Republic of China
- ⁴² Nanjing Normal University, Nanjing 210023, People's Republic of China
- ⁴³ Nanjing University, Nanjing 210093, People's Republic of China
- ⁴⁴ Nankai University, Tianjin 300071, People's Republic of China
- ⁴⁵ National Centre for Nuclear Research, Warsaw 02-093, Poland
- ⁴⁶ North China Electric Power University, Beijing 102206, People's Republic of China
- ⁴⁷ Peking University, Beijing 100871, People's Republic of China
- ⁴⁸ Qufu Normal University, Qufu 273165, People's Republic of China
- ⁴⁹ Shandong Normal University, Jinan 250014, People's Republic of China
- ⁵⁰ Shandong University, Jinan 250100, People's Republic of China
- ⁵¹ Shanghai Jiao Tong University, Shanghai 200240, People's Republic of China
- ⁵² Shanxi Normal University, Linfen 041004, People's Republic of China
- ⁵³ Shanxi University, Taiyuan 030006, People's Republic of China
- ⁵⁴ Sichuan University, Chengdu 610064, People's Republic of China
- ⁵⁵ Soochow University, Suzhou 215006, People's Republic of China
- ⁵⁶ South China Normal University, Guangzhou 510006, People's Republic of China
- ⁵⁷ Southeast University, Nanjing 211100, People's Republic of China
- ⁵⁸ State Key Laboratory of Particle Detection and Electronics, Beijing 100049, Hefei 230026, People's Republic of China
- ⁵⁹ Sun Yat-Sen University, Guangzhou 510275, People's Republic of China
- ⁶⁰ Suranaree University of Technology, University Avenue 111, Nakhon Ratchasima 30000, Thailand
- ⁶¹ Tsinghua University, Beijing 100084, People's Republic of China
- ⁶² Turkish Accelerator Center Particle Factory Group, (A)Istinye University, 34010, Istanbul, Turkey; (B)Near East University, Nicosia, North Cyprus, 99138, Mersin 10, Turkey
- ⁶³ University of Chinese Academy of Sciences, Beijing 100049, People's Republic of China
- ⁶⁴ University of Groningen, NL-9747 AA Groningen, The Netherlands
- ⁶⁵ University of Hawaii, Honolulu, Hawaii 96822, USA
- ⁶⁶ University of Jinan, Jinan 250022, People's Republic of China
- ⁶⁷ University of Manchester, Oxford Road, Manchester, M13 9PL, United Kingdom
- ⁶⁸ University of Muenster, Wilhelm-Klemm-Strasse 9, 48149 Muenster, Germany
- ⁶⁹ University of Oxford, Keble Road, Oxford OX13RH, United Kingdom
- ⁷⁰ University of Science and Technology Liaoning, Anshan 114051, People's Republic of China
- ⁷¹ University of Science and Technology of China, Hefei 230026, People's Republic of China
- ⁷² University of South China, Hengyang 421001, People's Republic of China
- ⁷³ University of the Punjab, Lahore-54590, Pakistan
- ⁷⁴ University of Turin and INFN, (A)University of Turin, I-10125, Turin, Italy; (B)University of Eastern Piedmont, I-15121, Alessandria, Italy; (C)INFN, I-10125, Turin, Italy
- ⁷⁵ Uppsala University, Box 516, SE-75120 Uppsala, Sweden
- ⁷⁶ Wuhan University, Wuhan 430072, People's Republic of China
- ⁷⁷ Xinyang Normal University, Xinyang 464000, People's Republic of China
- ⁷⁸ Yantai University, Yantai 264005, People's Republic of China
- ⁷⁹ Yunnan University, Kunming 650500, People's Republic of China
- ⁸⁰ Zhejiang University, Hangzhou 310027, People's Republic of China
- ⁸¹ Zhengzhou University, Zhengzhou 450001, People's Republic of China

^a Also at the Moscow Institute of Physics and Technology, Moscow 141700, Russia

^b Also at the Novosibirsk State University, Novosibirsk, 630090, Russia

^c Also at the NRC "Kurchatov Institute", PNPI, 188300, Gatchina, Russia

^d Also at Goethe University Frankfurt, 60323 Frankfurt am Main, Germany

^e Also at Key Laboratory for Particle Physics, Astrophysics and Cosmology, Ministry of Education; Shanghai Key Laboratory for Particle Physics and Cosmology; Institute of Nuclear and Particle Physics, Shanghai 200240, People's Republic of China

^f Also at Key Laboratory of Nuclear Physics and Ion-beam Application (MOE) and Institute of Modern Physics, Fudan University, Shanghai 200443, People's Republic of China

^g Also at State Key Laboratory of Nuclear Physics and Technology, Peking University, Beijing 100871, People's Republic of China

^h Also at School of Physics and Electronics, Hunan University, Changsha 410082, China

ⁱ Also at Guangdong Provincial Key Laboratory of Nuclear Science, Institute of Quantum Matter, South China Normal University, Guangzhou 510006, China

^j Also at Frontiers Science Center for Rare Isotopes, Lanzhou University, Lanzhou 730000, People's Republic of China

^k Also at Lanzhou Center for Theoretical Physics, Lanzhou University, Lanzhou 730000, People's Republic of China

^l Also at the Department of Mathematical Sciences, IBA, Karachi 75270, Pakistan