

PAPER • OPEN ACCESS

# Measurement of integrated luminosities at BESIII for data samples at center-of-mass energies between 4.0 and 4.6 GeV<sup>\*</sup>

To cite this article: M. Ablikim *et al* 2022 *Chinese Phys. C* **46** 113002

View the [article online](#) for updates and enhancements.

You may also like

- [Multi-messenger Observations of a Binary Neutron Star Merger](#)  
B. P. Abbott, R. Abbott, T. D. Abbott et al.
- [The LHCb Upgrade I](#)  
R. Aaij, A.S.W. Abdelmotteleb, C. Abellan Beteta et al.
- [Search for Gravitational-wave Transients Associated with Magnetar Bursts in Advanced LIGO and Advanced Virgo Data from the Third Observing Run](#)  
R. Abbott, H. Abe, F. Acernese et al.

## Measurement of integrated luminosities at BESIII for data samples at center-of-mass energies between 4.0 and 4.6 GeV\*

M. Ablikim(麦迪娜)<sup>1</sup> M. N. Achasov<sup>10,b</sup> P. Adlarson<sup>68</sup> S. Ahmed<sup>14</sup> M. Albrecht<sup>4</sup> R. Aliberti<sup>28</sup>  
 A. Amoroso<sup>67A,67C</sup> M. R. An(安美儒)<sup>32</sup> Q. An(安琪)<sup>64,50</sup> X. H. Bai(白旭红)<sup>58</sup> Y. Bai(白羽)<sup>49</sup> O. Bakina<sup>29</sup>  
 R. Baldini Ferroli<sup>23A</sup> I. Balossino<sup>24A</sup> Y. Ban(班勇)<sup>39,h</sup> V. Batozskaya<sup>1,37</sup> D. Becker<sup>28</sup> K. Begzsuren<sup>26</sup>  
 N. Berger<sup>28</sup> M. Bertani<sup>23A</sup> D. Bettoni<sup>24A</sup> F. Bianchi<sup>67A,67C</sup> J. Bloms<sup>61</sup> A. Bortone<sup>67A,67C</sup> I. Boyko<sup>29</sup>  
 R. A. Briere<sup>5</sup> H. Cai(蔡浩)<sup>69</sup> X. Cai(蔡啸)<sup>1,50</sup> A. Calcaterra<sup>23A</sup> G. F. Cao(曹国富)<sup>1,55</sup> N. Cao(曹宁)<sup>1,55</sup>  
 S. A. Cetin<sup>54A</sup> J. F. Chang(常劲帆)<sup>1,50</sup> W. L. Chang(常万玲)<sup>1,55</sup> G. Chelkov<sup>29,a</sup> C. Chen<sup>36</sup> G. Chen(陈刚)<sup>1</sup>  
 H. S. Chen(陈和生)<sup>1,55</sup> M. L. Chen(陈玛丽)<sup>1,50</sup> S. J. Chen(陈申见)<sup>35</sup> T. Chen<sup>1</sup> X. R. Chen(陈旭荣)<sup>25</sup>  
 X. T. Chen<sup>1</sup> Y. B. Chen(陈元柏)<sup>1,50</sup> Z. J. Chen(陈卓俊)<sup>20,i</sup> W. S. Cheng(成伟帅)<sup>67C</sup> G. Cibinetto<sup>24A</sup> F. Cossio<sup>67C</sup>  
 J. J. Cui(催佳佳)<sup>42</sup> X. F. Cui(崔小非)<sup>36</sup> H. L. Dai(代洪亮)<sup>1,50</sup> J. P. Dai(代建平)<sup>71</sup> X. C. Dai(戴鑫琛)<sup>1,55</sup>  
 A. Dbeyssi<sup>14</sup> R. E. de Boer<sup>4</sup> D. Dedovich<sup>29</sup> Z. Y. Deng(邓子艳)<sup>1</sup> A. Denig<sup>28</sup> I. Denysenko<sup>29</sup>  
 M. Destefanis<sup>67A,67C</sup> F. De Mori<sup>67A,67C</sup> Y. Ding(丁勇)<sup>33</sup> C. Dong(董超)<sup>36</sup> J. Dong(董静)<sup>1,50</sup>  
 L. Y. Dong(董燎原)<sup>1,55</sup> M. Y. Dong(董明义)<sup>1,50,55</sup> X. Dong(董翔)<sup>69</sup> S. X. Du(杜书先)<sup>73</sup> P. Egorov<sup>29,a</sup>  
 Y. L. Fan(范玉兰)<sup>69</sup> J. Fang(方建)<sup>1,50</sup> S. S. Fang(房双世)<sup>1,55</sup> Y. Fang(方易)<sup>1</sup> R. Farinelli<sup>24A</sup> L. Fava<sup>67B,67C</sup>  
 F. Feldbauer<sup>4</sup> G. Felici<sup>23A</sup> C. Q. Feng(封常青)<sup>64,50</sup> J. H. Feng(冯俊华)<sup>51</sup> M. Fritsch<sup>4</sup> C. D. Fu(傅成栋)<sup>1</sup>  
 Y. N. Gao(高原宁)<sup>39,h</sup> Yang Gao(高扬)<sup>64,50</sup> I. Garzia<sup>24A,24B</sup> P. T. Ge(葛潘婷)<sup>69</sup> C. Geng(耿聪)<sup>51</sup>  
 E. M. Gersabeck<sup>59</sup> A. Gilman<sup>62</sup> K. Goetzen<sup>11</sup> L. Gong(龚丽)<sup>33</sup> W. X. Gong(龚文焯)<sup>1,50</sup> W. Gradl<sup>28</sup>  
 M. Greco<sup>67A,67C</sup> M. H. Gu(顾旻皓)<sup>1,50</sup> C. Y. Guan(关春懿)<sup>1,55</sup> A. Q. Guo(郭爱强)<sup>22</sup> A. Q. Guo(郭爱强)<sup>25</sup>  
 L. B. Guo(郭立波)<sup>34</sup> R. P. Guo(郭如盼)<sup>41</sup> Y. P. Guo(郭玉萍)<sup>9,g</sup> A. Guskov<sup>29,a</sup> T. T. Han(韩婷婷)<sup>42</sup>  
 W. Y. Han(韩文颖)<sup>32</sup> X. Q. Hao(郝喜庆)<sup>15</sup> F. A. Harris<sup>57</sup> K. K. He(何凯凯)<sup>47</sup> K. L. He(何康林)<sup>1,55</sup>  
 F. H. Heinsius<sup>4</sup> C. H. Heinz<sup>28</sup> Y. K. Heng(衡月昆)<sup>1,50,55</sup> C. Herold<sup>52</sup> M. Himmelreich<sup>11,e</sup> T. Holtmann<sup>4</sup>  
 G. Y. Hou(侯国一)<sup>1,55</sup> Y. R. Hou(侯颖锐)<sup>55</sup> Z. L. Hou(侯治龙)<sup>1</sup> H. M. Hu(胡海明)<sup>1,55</sup> J. F. Hu(胡继峰)<sup>48,j</sup>  
 T. Hu(胡涛)<sup>1,50,55</sup> Y. Hu(胡誉)<sup>1</sup> G. S. Huang(黄光顺)<sup>64,50</sup> L. Q. Huang(黄麟钦)<sup>65</sup> X. T. Huang(黄性涛)<sup>42</sup>  
 Y. P. Huang(黄燕萍)<sup>1</sup> Z. Huang(黄震)<sup>39,h</sup> T. Hussain<sup>66</sup> N. Hüskens<sup>22,28</sup> W. Ikegami Andersson<sup>68</sup> W. Imoehl<sup>22</sup>  
 M. Irshad<sup>64,50</sup> S. Jaeger<sup>4</sup> S. Janchiv<sup>26</sup> Q. Ji(纪全)<sup>1</sup> Q. P. Ji(姬清平)<sup>15</sup> X. B. Ji(季晓斌)<sup>1,55</sup> X. L. Ji(季筱璐)<sup>1,50</sup>  
 Y. Y. Ji(吉钰瑶)<sup>42</sup> H. B. Jiang(姜侯兵)<sup>42</sup> S. S. Jiang<sup>32</sup> X. S. Jiang(江晓山)<sup>1,50,55</sup> J. B. Jiao(焦健斌)<sup>42</sup>  
 Z. Jiao(焦铮)<sup>18</sup> S. Jin(金山)<sup>35</sup> Y. Jin(金毅)<sup>58</sup> M. Q. Jing(荆茂强)<sup>1,55</sup> T. Johansson<sup>68</sup> N. Kalantar-Nayestanaki<sup>56</sup>  
 X. S. Kang<sup>33</sup> R. Kappert<sup>56</sup> M. Kavatsyuk<sup>56</sup> B. C. Ke(柯百谦)<sup>73</sup> I. K. Keshk<sup>4</sup> A. Khoukaz<sup>61</sup> P. Kiese<sup>28</sup>  
 R. Kiuchi<sup>1</sup> R. Kliemt<sup>11</sup> L. Koch<sup>30</sup> O. B. Kolcu<sup>54A</sup> B. Kopf<sup>4</sup> M. Kuemmel<sup>4</sup> M. Kuessner<sup>4</sup> A. Kupsc<sup>37,68</sup>  
 M. G. Kurth<sup>1,55</sup> W. Kühn<sup>30</sup> J. J. Lane<sup>59</sup> J. S. Lange<sup>30</sup> P. Larin<sup>14</sup> A. Lavania<sup>21</sup> L. Lavezzi<sup>67A,67C</sup>  
 Z. H. Lei(雷柞弘)<sup>64,50</sup> H. Leithoff<sup>28</sup> M. Lellmann<sup>28</sup> T. Lenz<sup>28</sup> C. Li(李翠)<sup>40</sup> C. Li<sup>36</sup> C. H. Li(李春花)<sup>32</sup>  
 Cheng Li(李澄)<sup>64,50</sup> D. M. Li(李德民)<sup>73</sup> F. Li(李飞)<sup>1,50</sup> G. Li(李刚)<sup>1</sup> H. Li(李贺)<sup>64,50</sup> H. Li<sup>44</sup>

Received 4 March 2022; Accepted 14 July 2022; Published online 6 September 2022

\* Supported in part by National Key R&D Program of China (2020YFA0406300, 2020YFA0406400); National Natural Science Foundation of China (NSFC) (11625523, 11635010, 11735014, 11822506, 11835012, 11935015, 11935016, 11935018, 11961141012, 12022510, 12025502, 12035009, 12035013, 12061131003); the Chinese Academy of Sciences (CAS) Large-Scale Scientific Facility Program; Joint Large-Scale Scientific Facility Funds of the NSFC and CAS (U1732263, U1832207); CAS Key Research Program of Frontier Sciences (QYZDJ-SSW-SLH040); 100 Talents Program of CAS; INPAC and Shanghai Key Laboratory for Particle Physics and Cosmology; ERC (758462); European Union Horizon 2020 research and innovation programme (Marie Skłodowska-Curie grant agreement No 894790); German Research Foundation DFG (443159800), Collaborative Research Center CRC 1044, GRK 2149; Istituto Nazionale di Fisica Nucleare, Italy; Ministry of Development of Turkey (DPT2006K-120470); National Science and Technology fund; Olle Engkvist Foundation (200-0605); STFC (United Kingdom); The Knut and Alice Wallenberg Foundation (Sweden) (2016.0157); The Royal Society, UK (DH140054, DH160214); The Swedish Research Council; U. S. Department of Energy (DE-FG02-05ER41374, DE-SC-0012069)



Content from this work may be used under the terms of the Creative Commons Attribution 3.0 licence. Any further distribution of this work must maintain attribution to the author(s) and the title of the work, journal citation and DOI. Article funded by SCOAP<sup>3</sup> and published under licence by Chinese Physical Society and the Institute of High Energy Physics of the Chinese Academy of Sciences and the Institute of Modern Physics of the Chinese Academy of Sciences and IOP Publishing Ltd

- H. B. Li(李海波)<sup>1,55</sup> H. J. Li(李惠静)<sup>15</sup> H. N. Li(李衡讷)<sup>48,j</sup> J. L. Li<sup>42</sup> J. Q. Li<sup>4</sup> J. S. Li(李静舒)<sup>51</sup> Ke Li(李科)<sup>1</sup>  
 L. J. Li<sup>1</sup> L. K. Li(李龙科)<sup>1</sup> Lei Li(李蕾)<sup>3</sup> M. H. Li<sup>36</sup> P. R. Li(李培荣)<sup>31,k,1</sup> S. X. Li<sup>9</sup> S. Y. Li(栗帅迎)<sup>53</sup>  
 T. Li<sup>42</sup> W. D. Li(李卫东)<sup>1,55</sup> W. G. Li(李卫国)<sup>1</sup> X. H. Li(李旭红)<sup>64,50</sup> X. L. Li(李晓玲)<sup>42</sup> Xiaoyu Li(李晓宇)<sup>1,55</sup>  
 Z. Y. Li(李紫源)<sup>51</sup> H. Liang(梁昊)<sup>64,50</sup> H. Liang(梁浩)<sup>27</sup> H. Liang(梁浩)<sup>1,55</sup> Y. F. Liang(梁勇飞)<sup>46</sup>  
 Y. T. Liang(梁羽铁)<sup>25</sup> G. R. Liao(廖广睿)<sup>12</sup> L. Z. Liao(廖龙洲)<sup>1,55</sup> J. Libby<sup>21</sup> A. Limphirat<sup>52</sup>  
 C. X. Lin(林创新)<sup>51</sup> D. X. Lin(林德旭)<sup>25</sup> T. Lin<sup>1</sup> B. J. Liu(刘北江)<sup>1</sup> C. X. Liu(刘春秀)<sup>1</sup> D. Liu(刘栋)<sup>14,64</sup>  
 F. H. Liu(刘福虎)<sup>45</sup> Fang Liu(刘芳)<sup>1</sup> Feng Liu(刘峰)<sup>6</sup> G. M. Liu<sup>48,j</sup> H. M. Liu(刘怀民)<sup>1,55</sup>  
 Huanhuan Liu(刘欢欢)<sup>1</sup> Huihui Liu(刘汇慧)<sup>16</sup> J. B. Liu(刘建北)<sup>64,50</sup> J. L. Liu(刘佳俊)<sup>65</sup> J. Y. Liu(刘晶译)<sup>1,55</sup>  
 K. Liu(刘凯)<sup>1</sup> K. Y. Liu(刘魁勇)<sup>33</sup> Ke Liu(刘珂)<sup>17</sup> L. Liu(刘亮)<sup>64,50</sup> M. H. Liu(刘美宏)<sup>9,g</sup> P. L. Liu(刘佩莲)<sup>1</sup>  
 Q. Liu(刘倩)<sup>55</sup> S. B. Liu(刘树彬)<sup>64,50</sup> T. Liu(刘桐)<sup>1,55</sup> T. Liu(刘桐)<sup>9,g</sup> W. M. Liu(刘卫民)<sup>64,50</sup> X. Liu(刘翔)<sup>31,k,1</sup>  
 Y. Liu(刘英)<sup>31,k,1</sup> Y. B. Liu(刘玉斌)<sup>36</sup> Z. A. Liu(刘振安)<sup>1,50,55</sup> Z. Q. Liu(刘智青)<sup>42</sup> X. C. Lou(娄辛丑)<sup>1,50,55</sup>  
 F. X. Lu(卢飞翔)<sup>51</sup> H. J. Lu(吕海江)<sup>18</sup> J. D. Lu(卢嘉达)<sup>1,55</sup> J. G. Lu(吕军光)<sup>1,50</sup> X. L. Lu(陆小玲)<sup>1</sup>  
 Y. Lu(卢宇)<sup>1</sup> Y. P. Lu(卢云鹏)<sup>1,50</sup> Z. H. Lu<sup>1</sup> C. L. Luo(罗成林)<sup>34</sup> M. X. Luo(罗民兴)<sup>72</sup> T. Luo(罗涛)<sup>9,g</sup>  
 X. L. Luo(罗小兰)<sup>1,50</sup> X. R. Lyu(吕晓睿)<sup>55</sup> Y. F. Lyu<sup>36</sup> F. C. Ma(马凤才)<sup>33</sup> H. L. Ma(马海龙)<sup>1</sup>  
 L. L. Ma(马连良)<sup>42</sup> M. M. Ma(马明明)<sup>1,55</sup> Q. M. Ma(马秋梅)<sup>1</sup> R. Q. Ma(马润秋)<sup>1,55</sup> R. T. Ma(马瑞延)<sup>55</sup>  
 X. X. Ma(马新鑫)<sup>1,55</sup> X. Y. Ma(马晓妍)<sup>1,50</sup> Y. Ma(马尧)<sup>39,h</sup> F. E. Maas<sup>14</sup> M. Maggiora<sup>67A,67C</sup> S. Maldaner<sup>4</sup>  
 S. Malde<sup>62</sup> Q. A. Malik<sup>66</sup> A. Mangoni<sup>23B</sup> Y. J. Mao(冒亚军)<sup>39,h</sup> Z. P. Mao(毛泽普)<sup>1</sup> S. Marcello<sup>67A,67C</sup>  
 Z. X. Meng(孟召霞)<sup>58</sup> J. G. Messchendorp<sup>56,d</sup> G. Mezzadri<sup>24A</sup> H. Miao<sup>1</sup> T. J. Min(闵天觉)<sup>35</sup> R. E. Mitchell<sup>22</sup>  
 X. H. Mo(莫晓虎)<sup>1,50,55</sup> N. Yu. Muchnoi<sup>10,b</sup> H. Muramatsu<sup>60</sup> S. Nakhoul<sup>11,e</sup> Y. Nefedov<sup>29</sup> F. Nerling<sup>11,e</sup>  
 I. B. Nikolaev<sup>10,b</sup> Z. Ning(宁哲)<sup>1,50</sup> S. Nisar<sup>8,m</sup> S. L. Olsen<sup>55</sup> Q. Ouyang(欧阳群)<sup>1,50,55</sup> S. Pacetti<sup>23B,23C</sup>  
 X. Pan(潘祥)<sup>9,g</sup> Y. Pan(潘越)<sup>59</sup> A. Pathak<sup>1</sup> A. Pathak<sup>27</sup> P. Patteri<sup>23A</sup> M. Pelizaeus<sup>4</sup> H. P. Peng(彭海平)<sup>64,50</sup>  
 K. Peters<sup>11,e</sup> J. Pettersson<sup>68</sup> J. L. Ping(平加伦)<sup>34</sup> R. G. Ping(平荣刚)<sup>1,55</sup> S. Plura<sup>28</sup> S. Pogodin<sup>29</sup> R. Poling<sup>60</sup>  
 V. Prasad<sup>64,50</sup> H. Qi(齐航)<sup>64,50</sup> H. R. Qi(漆红荣漆红荣)<sup>53</sup> M. Qi(祁鸣)<sup>35</sup> T. Y. Qi(齐天钰)<sup>9,g</sup> S. Qian(钱森)<sup>1,50</sup>  
 W. B. Qian(钱文斌)<sup>55</sup> Z. Qian(钱圳)<sup>51</sup> C. F. Qiao(乔从丰)<sup>55</sup> J. J. Qin(秦佳佳)<sup>65</sup> L. Q. Qin(秦丽清)<sup>12</sup>  
 X. P. Qin(覃潇平)<sup>9,g</sup> X. S. Qin(秦小帅)<sup>42</sup> Z. H. Qin(秦中华)<sup>1,50</sup> J. F. Qiu(邱进发)<sup>1</sup> S. Q. Qu(屈三强)<sup>36</sup>  
 K. H. Rashid<sup>66</sup> K. Ravindran<sup>21</sup> C. F. Redmer<sup>28</sup> K. J. Ren<sup>32</sup> A. Rivetti<sup>67C</sup> V. Rodin<sup>56</sup> M. Rolo<sup>67C</sup>  
 G. Rong(荣刚)<sup>1,55</sup> Ch. Rosner<sup>14</sup> M. Rump<sup>61</sup> H. S. Sang(桑昊榆)<sup>64</sup> A. Sarantsev<sup>29,c</sup> Y. Schelhaas<sup>28</sup> C. Schmier<sup>4</sup>  
 K. Schoenning<sup>68</sup> M. Scodreggio<sup>24A,24B</sup> K. Y. Shan<sup>9,g</sup> W. Shan(单葳)<sup>19</sup> X. Y. Shan(单心钰)<sup>64,50</sup>  
 J. F. Shanguan(上官剑锋)<sup>47</sup> L. G. Shao<sup>1,55</sup> M. Shao(邵明)<sup>64,50</sup> C. P. Shen(沈成平)<sup>9,g</sup> H. F. Shen(沈宏飞)<sup>1,55</sup>  
 X. Y. Shen(沈肖雁)<sup>1,55</sup> B.-A. Shi<sup>55</sup> H. C. Shi(石煌超)<sup>64,50</sup> R. S. Shi(师荣盛)<sup>1,55</sup> X. Shi(史欣)<sup>1,50</sup>  
 X. D. Shi(师晓东)<sup>64,50</sup> J. J. Song(宋娇娇)<sup>15</sup> W. M. Song(宋维民)<sup>27,1</sup> Y. X. Song(宋响轩)<sup>39,h</sup> S. Sosio<sup>67A,67C</sup>  
 S. Spataro<sup>67A,67C</sup> F. Stieler<sup>28</sup> K. X. Su(苏可馨)<sup>69</sup> P. P. Su(苏彭彭)<sup>47</sup> Y.-J. Su<sup>55</sup> G. X. Sun(孙功星)<sup>1</sup>  
 H. K. Sun(孙浩凯)<sup>1</sup> J. F. Sun(孙俊峰)<sup>15</sup> L. Sun(孙亮)<sup>69</sup> S. S. Sun(孙胜森)<sup>1,55</sup> T. Sun(孙童)<sup>1,55</sup>  
 W. Y. Sun(孙文玉)<sup>27</sup> X Sun(孙翔)<sup>20,i</sup> Y. J. Sun(孙勇杰)<sup>64,50</sup> Y. Z. Sun(孙永昭)<sup>1</sup> Z. T. Sun(孙振田)<sup>42</sup>  
 Y. H. Tan(谭英华)<sup>69</sup> Y. X. Tan(谭雅星)<sup>64,50</sup> C. J. Tang(唐昌建)<sup>46</sup> G. Y. Tang(唐光毅)<sup>1</sup> J. Tang(唐健)<sup>51</sup>  
 L. Y. Tao<sup>65</sup> Q. T. Tao(陶秋田)<sup>20,i</sup> J. X. Teng(滕佳秀)<sup>64,50</sup> V. Thoren<sup>68</sup> W. H. Tian(田文辉)<sup>44</sup> Y. T. Tian(田野)<sup>25</sup>  
 I. Uman<sup>54B</sup> B. Wang(王斌)<sup>1</sup> D. Y. Wang(王大勇)<sup>39,h</sup> F. Wang<sup>65</sup> H. J. Wang(王泓鉴)<sup>31,k,1</sup>  
 H. P. Wang(王宏鹏)<sup>1,55</sup> K. Wang(王科)<sup>1,50</sup> L. L. Wang(王亮亮)<sup>1</sup> M. Wang(王萌)<sup>42</sup> M. Z. Wang(王梦真)<sup>39,h</sup>  
 Meng Wang(王蒙)<sup>1,55</sup> S. Wang(王顺)<sup>9,g</sup> T. J. Wang<sup>36</sup> W. Wang(王为)<sup>51</sup> W. H. Wang(王文欢)<sup>69</sup>  
 W. P. Wang(王维平)<sup>64,50</sup> X. Wang(王轩)<sup>39,h</sup> X. F. Wang(王雄飞)<sup>31,k,1</sup> X. L. Wang(王小龙)<sup>9,g</sup>  
 Y. D. Wang(王雅迪)<sup>38</sup> Y. F. Wang(王贻芳)<sup>1,50,55</sup> Y. Q. Wang(王雨晴)<sup>1</sup> Y. Y. Wang(王云宇)<sup>31,k,1</sup>  
 Ying Wang(王莹)<sup>51</sup> Z. Wang(王铮)<sup>1,50</sup> Z. Y. Wang(王志勇)<sup>1</sup> Ziyi Wang(王子一)<sup>55</sup> Zongyuan Wang(王宗源)<sup>1,55</sup>  
 D. H. Wei(魏代会)<sup>12</sup> F. Weidner<sup>61</sup> S. P. Wen(文硕频)<sup>1</sup> D. J. White<sup>59</sup> U. Wiedner<sup>4</sup> G. Wilkinson<sup>62</sup> M. Wolke<sup>68</sup>  
 L. Wollenberg<sup>4</sup> J. F. Wu(吴金飞)<sup>1,55</sup> L. H. Wu(伍灵慧)<sup>1</sup> L. J. Wu(吴连近)<sup>1,55</sup> X. Wu(吴潇)<sup>9,g</sup>  
 X. H. Wu(伍雄浩)<sup>27</sup> Z. Wu(吴智)<sup>1,50</sup> L. Xia(夏磊)<sup>64,50</sup> T. Xiang(相腾)<sup>39,h</sup> H. Xiao(肖浩)<sup>9,g</sup> S. Y. Xiao(肖素玉)<sup>1</sup>  
 Y. L. Xiao<sup>9,g</sup> Z. J. Xiao(肖振军)<sup>34</sup> X. H. Xie(谢昕海)<sup>39,h</sup> Y. G. Xie(谢宇广)<sup>1,50</sup> Y. H. Xie(谢跃红)<sup>6</sup>

T. Y. Xing(邢天宇)<sup>1,55</sup> C. F. Xu<sup>1</sup> C. J. Xu(许创杰)<sup>51</sup> G. F. Xu(许国发)<sup>1</sup> Q. J. Xu(徐庆君)<sup>13</sup> W. Xu(许威)<sup>1,55</sup>  
 X. P. Xu(徐新平)<sup>47</sup> Y. C. Xu(胥英超)<sup>55</sup> F. Yan(严芳)<sup>9,g</sup> L. Yan(严亮)<sup>9,g</sup> W. B. Yan(鄢文标)<sup>64,50</sup>  
 W. C. Yan(闫文成)<sup>73</sup> H. J. Yang(杨海军)<sup>43,f</sup> H. X. Yang(杨洪勋)<sup>1</sup> L. Yang(杨玲)<sup>44</sup> S. L. Yang(杨双莉)<sup>55</sup>  
 Y. X. Yang(杨永翔)<sup>1,55</sup> Y. X. Yang<sup>12</sup> Yifan Yang(杨翊凡)<sup>1,55</sup> Zhi Yang(杨智)<sup>25</sup> M. Ye(叶梅)<sup>1,50</sup>  
 M. H. Ye(叶铭汉)<sup>7</sup> J. H. Yin(殷俊昊)<sup>1</sup> Z. Y. You(尤郑昀)<sup>51</sup> B. X. Yu(俞伯祥)<sup>1,50,55</sup> C. X. Yu(喻纯旭)<sup>36</sup>  
 G. Yu(余刚)<sup>1,55</sup> J. S. Yu(余洁晟)<sup>20,i</sup> T. Yu(于涛)<sup>65</sup> C. Z. Yuan(苑长征)<sup>1,55</sup> L. Yuan(袁丽)<sup>2</sup> S. C. Yuan<sup>1</sup>  
 X. Q. Yuan<sup>1</sup> Y. Yuan(袁野)<sup>1</sup> Z. Y. Yuan(袁朝阳)<sup>51</sup> C. X. Yue(岳崇兴)<sup>32</sup> A. A. Zafar<sup>66</sup> X. Zeng Zeng(曾鑫)<sup>6</sup>  
 Y. Zeng(曾云)<sup>20,i</sup> A. Q. Zhang(张安庆)<sup>1</sup> B. L. Zhang<sup>1</sup> B. X. Zhang(张丙新)<sup>1</sup> G. Y. Zhang(张广义)<sup>15</sup> H. Zhang<sup>64</sup>  
 H. H. Zhang(张宏浩)<sup>51</sup> H. H. Zhang(张宏宏)<sup>27</sup> H. Y. Zhang(章红宇)<sup>1,50</sup> J. L. Zhang(张杰磊)<sup>70</sup>  
 J. Q. Zhang(张敬庆)<sup>34</sup> J. W. Zhang(张家文)<sup>1,50,55</sup> J. Y. Zhang(张建勇)<sup>1</sup> J. Z. Zhang(张景芝)<sup>1,55</sup>  
 Jianyu Zhang(张建宇)<sup>1,55</sup> Jiawei Zhang(张嘉伟)<sup>1,55</sup> L. M. Zhang(张黎明)<sup>53</sup> L. Q. Zhang(张丽青)<sup>51</sup>  
 Lei Zhang(张雷)<sup>35</sup> P. Zhang(张澍)<sup>1</sup> Shulei Zhang(张书磊)<sup>20,i</sup> X. D. Zhang<sup>38</sup> X. M. Zhang<sup>1</sup>  
 X. Y. Zhang(张学尧)<sup>47</sup> X. Y. Zhang<sup>42</sup> Y. Zhang<sup>62</sup> Y. T. Zhang(张亚腾)<sup>73</sup> Y. H. Zhang(张银鸿)<sup>1,50</sup>  
 Yan Zhang(张言)<sup>64,50</sup> Yao Zhang(张瑶)<sup>1</sup> Z. H. Zhang<sup>1</sup> Z. Y. Zhang(张振宇)<sup>69</sup> Z. Y. Zhang<sup>36</sup> G. Zhao(赵光)<sup>1</sup>  
 J. Zhao(赵静)<sup>32</sup> J. Y. Zhao(赵静宜)<sup>1,55</sup> J. Z. Zhao(赵京周)<sup>1,50</sup> Lei Zhao(赵雷)<sup>64,50</sup> Ling Zhao(赵玲)<sup>1</sup>  
 M. G. Zhao(赵明刚)<sup>36</sup> Q. Zhao(赵强)<sup>1</sup> S. J. Zhao(赵书俊)<sup>73</sup> Y. B. Zhao(赵豫斌)<sup>1,50</sup> Y. X. Zhao(赵宇翔)<sup>25</sup>  
 Z. G. Zhao(赵政国)<sup>64,50</sup> A. Zhemchugov<sup>29,a</sup> B. Zheng(郑波)<sup>65</sup> J. P. Zheng(郑建平)<sup>1,50</sup> Y. H. Zheng(郑阳恒)<sup>55</sup>  
 B. Zhong(钟彬)<sup>34</sup> C. Zhong(钟翠)<sup>65</sup> L. P. Zhou(周利鹏)<sup>1,55</sup> Q. Zhou(周巧)<sup>1,55</sup> X. Zhou(周详)<sup>69</sup>  
 X. K. Zhou(周晓康)<sup>55</sup> X. R. Zhou(周小蓉)<sup>64,50</sup> X. Y. Zhou(周兴玉)<sup>32</sup> Y. Z. Zhou<sup>9,g</sup> A. N. Zhu(朱傲男)<sup>1,55</sup>  
 J. Zhu(朱江)<sup>36</sup> K. Zhu(朱凯)<sup>1</sup> K. J. Zhu(朱科军)<sup>1,50,55</sup> S. H. Zhu(朱世海)<sup>63</sup> T. J. Zhu(朱腾蛟)<sup>70</sup>  
 W. J. Zhu(朱文静)<sup>36</sup> W. J. Zhu(朱文静)<sup>9,g</sup> Y. C. Zhu(朱莹春)<sup>64,50</sup> Z. A. Zhu(朱自安)<sup>1,55</sup> B. S. Zou(邹冰松)<sup>1</sup>  
 J. H. Zou(邹佳恒)<sup>1</sup> Y. T. Gu<sup>74</sup> H. B. Liu<sup>74</sup>

(BESIII Collaboration)

<sup>1</sup>Institute of High Energy Physics, Beijing 100049, China<sup>2</sup>Beihang University, Beijing 100191, China<sup>3</sup>Beijing Institute of Petrochemical Technology, Beijing 102617, China<sup>4</sup>Bochum Ruhr-University, D-44780 Bochum, Germany<sup>5</sup>Carnegie Mellon University, Pittsburgh, Pennsylvania 15213, USA<sup>6</sup>Central China Normal University, Wuhan 430079, China<sup>7</sup>China Center of Advanced Science and Technology, Beijing 100190, China<sup>8</sup>COMSATS University Islamabad, Lahore Campus, Defence Road, Off Raiwind Road, 54000 Lahore, Pakistan<sup>9</sup>Fudan University, Shanghai 200443, China<sup>10</sup>G. I. Budker Institute of Nuclear Physics SB RAS (BINP), Novosibirsk 630090, Russia<sup>11</sup>GSI Helmholtzcentre for Heavy Ion Research GmbH, D-64291 Darmstadt, Germany<sup>12</sup>Guangxi Normal University, Guilin 541004, China<sup>13</sup>Hangzhou Normal University, Hangzhou 310036, China<sup>14</sup>Helmholtz Institute Mainz, Staudinger Weg 18, D-55099 Mainz, Germany<sup>15</sup>Henan Normal University, Xinxiang 453007, China<sup>16</sup>Henan University of Science and Technology, Luoyang 471003, China<sup>17</sup>Henan University of Technology, Zhengzhou 450001, China<sup>18</sup>Huangshan College, Huangshan 245000, China<sup>19</sup>Hunan Normal University, Changsha 410081, China<sup>20</sup>Hunan University, Changsha 410082, China<sup>21</sup>Indian Institute of Technology Madras, Chennai 600036, India<sup>22</sup>Indiana University, Bloomington, Indiana 47405, USA<sup>23A</sup>INFN Laboratori Nazionali di Frascati, INFN Laboratori Nazionali di Frascati, I-00044, Frascati, Italy<sup>23B</sup>INFN Sezione di Perugia, I-06100, Perugia, Italy<sup>23C</sup>University of Perugia, I-06100, Perugia, Italy<sup>24A</sup>INFN Sezione di Ferrara, INFN Sezione di Ferrara, I-44122, Ferrara, Italy<sup>24B</sup>University of Ferrara, I-44122, Ferrara, Italy<sup>25</sup>Institute of Modern Physics, Lanzhou 730000, China<sup>26</sup>Institute of Physics and Technology, Peace Ave. 54B, Ulaanbaatar 13330, Mongolia<sup>27</sup>Jilin University, Changchun 130012, China<sup>28</sup>Johannes Gutenberg University of Mainz, Johann-Joachim-Becher-Weg 45, D-55099 Mainz, Germany<sup>29</sup>Joint Institute for Nuclear Research, 141980 Dubna, Moscow region, Russia<sup>30</sup>Justus-Liebig-Universitaet Giessen, II. Physikalisches Institut, Heinrich-Buff-Ring 16, D-35392 Giessen, Germany<sup>31</sup>Lanzhou University, Lanzhou 730000, China

- <sup>32</sup>Liaoning Normal University, Dalian 116029, China  
<sup>33</sup>Liaoning University, Shenyang 110036, China  
<sup>34</sup>Nanjing Normal University, Nanjing 210023, China  
<sup>35</sup>Nanjing University, Nanjing 210093, China  
<sup>36</sup>Nankai University, Tianjin 300071, China  
<sup>37</sup>National Centre for Nuclear Research, Warsaw 02-093, Poland  
<sup>38</sup>North China Electric Power University, Beijing 102206, China  
<sup>39</sup>Peking University, Beijing 100871, China  
<sup>40</sup>Qufu Normal University, Qufu 273165, China  
<sup>41</sup>Shandong Normal University, Jinan 250014, China  
<sup>42</sup>Shandong University, Jinan 250100, China  
<sup>43</sup>Shanghai Jiao Tong University, Shanghai 200240, China  
<sup>44</sup>Shanxi Normal University, Linfen 041004, China  
<sup>45</sup>Shanxi University, Taiyuan 030006, China  
<sup>46</sup>Sichuan University, Chengdu 610064, China  
<sup>47</sup>Soochow University, Suzhou 215006, China  
<sup>48</sup>South China Normal University, Guangzhou 510006, China  
<sup>49</sup>Southeast University, Nanjing 211100, China  
<sup>50</sup>State Key Laboratory of Particle Detection and Electronics, Beijing 100049, Hefei 230026, China  
<sup>51</sup>Sun Yat-Sen University, Guangzhou 510275, China  
<sup>52</sup>Suranaree University of Technology, University Avenue 111, Nakhon Ratchasima 30000, Thailand  
<sup>53</sup>Tsinghua University, Beijing 100084, China  
<sup>54A</sup>Turkish Accelerator Center Particle Factory Group, Istinye University, 34010, Istanbul, Turkey  
<sup>54B</sup>Near East University, Nicosia, North Cyprus, Mersin 10, Turkey  
<sup>55</sup>University of Chinese Academy of Sciences, Beijing 100049, China  
<sup>56</sup>University of Groningen, NL-9747 AA Groningen, The Netherlands  
<sup>57</sup>University of Hawaii, Honolulu, Hawaii 96822, USA  
<sup>58</sup>University of Jinan, Jinan 250022, China  
<sup>59</sup>University of Manchester, Oxford Road, Manchester, M13 9PL, United Kingdom  
<sup>60</sup>University of Minnesota, Minneapolis, Minnesota 55455, USA  
<sup>61</sup>University of Muenster, Wilhelm-Klemm-Str. 9, 48149 Muenster, Germany  
<sup>62</sup>University of Oxford, Keble Rd, Oxford, UK OX13RH  
<sup>63</sup>University of Science and Technology Liaoning, Anshan 114051, China  
<sup>64</sup>University of Science and Technology of China, Hefei 230026, China  
<sup>65</sup>University of South China, Hengyang 421001, China  
<sup>66</sup>University of the Punjab, Lahore-54590, Pakistan  
<sup>67A</sup>University of Turin and INFN, University of Turin, I-10125, Turin, Italy  
<sup>67B</sup>University of Eastern Piedmont, I-15121, Alessandria, Italy  
<sup>67C</sup>INFN, I-10125, Turin, Italy  
<sup>68</sup>Uppsala University, Box 516, SE-75120 Uppsala, Sweden  
<sup>69</sup>Wuhan University, Wuhan 430072, China  
<sup>70</sup>Xinyang Normal University, Xinyang 464000, China  
<sup>71</sup>Yunnan University, Kunming 650500, China  
<sup>72</sup>Zhejiang University, Hangzhou 310027, China  
<sup>73</sup>Zhengzhou University, Zhengzhou 450001, China  
<sup>74</sup>Guangxi University, Nanning 530004, China  
<sup>a</sup>Also at the Moscow Institute of Physics and Technology, Moscow 141700, Russia  
<sup>b</sup>Also at the Novosibirsk State University, Novosibirsk, 630090, Russia  
<sup>c</sup>Also at the NRC "Kurchatov Institute", PNPI, 188300, Gatchina, Russia  
<sup>d</sup>Currently at Istanbul Arel University, 34295 Istanbul, Turkey  
<sup>e</sup>Also at Goethe University Frankfurt, 60323 Frankfurt am Main, Germany  
<sup>f</sup>Also at Key Laboratory for Particle Physics, Astrophysics and Cosmology, Ministry of Education; Shanghai Key Laboratory for Particle Physics and Cosmology; Institute of Nuclear and Particle Physics, Shanghai 200240, China  
<sup>g</sup>Also at Key Laboratory of Nuclear Physics and Ion-beam Application and Institute of Modern Physics, Fudan University, Shanghai 200443, China  
<sup>h</sup>Also at State Key Laboratory of Nuclear Physics and Technology, Peking University, Beijing 100871, China  
<sup>i</sup>Also at School of Physics and Electronics, Hunan University, Changsha 410082, China  
<sup>j</sup>Also at Guangdong Provincial Key Laboratory of Nuclear Science, Institute of Quantum Matter, South China Normal University, Guangzhou 510006, China  
<sup>k</sup>Also at Frontiers Science Center for Rare Isotopes, Lanzhou University, Lanzhou 730000, China  
<sup>l</sup>Also at Lanzhou Center for Theoretical Physics, Lanzhou University, Lanzhou 730000, China  
<sup>m</sup>Also at the Department of Mathematical Sciences, IBA, Karachi, Pakistan

**Abstract:** The integrated luminosities of data samples collected in the BESIII experiment in 2016–2017 at center-of-mass energies between 4.19 and 4.28 GeV are measured with a precision better than 1% by analyzing large-angle Bhabha scattering events. The integrated luminosities of old datasets collected in 2010–2014 are updated by considering corrections related to detector performance, offsetting the effect of newly discovered readout errors in the electromagnetic calorimeter, which can haphazardly occur.

**Keywords:** integrated luminosity,  $e^+e^-$  annihilation, Bhabha scattering

**DOI:** 10.1088/1674-1137/ac80b4

## I. INTRODUCTION

In recent years, newly discovered charmonium-like states have attracted great attention owing to their exotic properties [1–4]. These states are above the open-charm threshold, and their strong coupling to hidden-charm processes suggests that they could be candidates for unconventional charmonium states. The study of the properties of these states, through either verifying or excluding possible interpretations about their exotic nature (such as molecular states, tetraquark states, and hybrid states), or establishing the connection between these states and higher excited charmonium states, has the potential to provide more insight into the quark model and a better understanding of quantum chromodynamics (QCD).

The BESIII experiment [5], which operates at the  $\tau$ -charm factory BEPCII [6], has collected the world's largest  $e^+e^-$  collision data samples at center-of-mass (CM) energies between 3.81 and 4.60 GeV [7]. In this energy region, charmonium-like states (also called  $XYZ$  states), along with higher excited charmonium states, can be produced copiously, and comprehensive studies on these particles can be performed. Moreover, the data can be used in other studies beyond the field of charmonium physics, such as  $R$  measurement, or on various topics in charm physics.

To shed light on the topics mentioned above, it is essential to measure the production cross sections of these states, which in return requires precise knowledge of the time-integrated luminosities of the relevant data samples.

In this paper, we present the results of luminosity measurements for the  $XYZ$  data samples taken by BESIII from December 2016 to May 2017, as well as an update on the previous measurement for the  $XYZ$  data samples taken from December 2011 to May 2014 [8]. The update is necessary because a malfunction of the detector that was not modeled in Monte Carlo (MC) simulation, which resulted in an underestimation of the previously measured integrated luminosities, was recently discovered. The measurement is based on the analysis of the Bhabha scattering process  $e^+e^- \rightarrow (\gamma)e^+e^-$ , and the procedure we use is similar to that in a previous BESIII analysis [8]. The process is chosen for its clean signature and large production cross section, which is known with high theoretical precision. These features allow precise measurement with small statistical and systematic uncertainties.

## II. BESIII DETECTOR AND DATA SAMPLES

BESIII is a general purpose detector that operates at the  $e^+e^-$  collider BEPCII [6]. Owing to the crossing angle

of the beams at the interaction point, the  $e^+e^-$  CM system is slightly boosted with respect to the laboratory frame. A detailed description of the facility is given in Ref. [5]. The cylindrical core of the BESIII detector covers 93% of the full solid angle and consists of a helium-based multilayer drift chamber (MDC), plastic scintillator or time-of-flight system (TOF), and CsI(Tl) electromagnetic calorimeter (EMC), which are all enclosed in a superconducting solenoidal magnet providing a 1.0 T magnetic field. The solenoid is supported by an octagonal flux-return yoke with resistive plate counter muon identification modules interleaved with steel. The charged-particle momentum resolution at 1 GeV/c is 0.5, and the  $dE/dx$  resolution is 6 for electrons from Bhabha scattering. The EMC measures photon energies with a resolution of 2.5 (5) at 1 GeV in the barrel (end-cap) region. The time resolution in the TOF barrel region is 68 ps, whereas that in the end-cap region is 110 ps. The end-cap TOF system was upgraded in 2015 using multi-gap resistive plate chamber technology, providing a time resolution of 60 ps [9–11]. A Geant4 [12] based detector simulation package has been developed to model the detector response.

From December 2016 to May 2017, eight datasets were taken at CM energies between 4.19 and 4.28 GeV. These datasets were collected in the vicinity of the  $Y(4230)$  and  $Y(4320)$  resonances to study the line shapes of the production cross sections and the decay properties of these charmonium-like states. The CM energy ( $E_{\text{CM}}$ ) of each data sample has been determined with the process  $e^+e^- \rightarrow \mu^+\mu^-$  [13] and is listed in Table 1.

For each dataset, two million Bhabha events are generated with the `babayaga@nlo` [14] generator using the parameters presented in Table 2. In the simulation, the scattering polar angle of the final state electrons is limited to the range from  $20^\circ$  ( $\theta_{\text{min}}$ ) to  $160^\circ$  ( $\theta_{\text{max}}$ ), fully covering the detector acceptance. The beam energy is set to the value determined with  $e^+e^- \rightarrow \mu^+\mu^-$  events in the same dataset [13], and the energy spread is set to be 1.364 MeV. An energy threshold of 1.0 GeV ( $E_{\text{min}}$ ) is applied to the final-state electrons and positrons.

The acollinearity of the events (that is, the angle between the electron and the reverse extension line of the positron) and the number of photons from initial/final state radiation are not constrained. Additionally, a selection of the invariant mass of the  $e^+e^-$  pair ( $M(e^+e^-)$ ) larger than  $3.8 \text{ GeV}/c^2$  is applied to reduce the computing time of simulation by avoiding the need to sample over narrow states, such as the  $\psi(2S)$  and  $J/\psi$  resonances.

**Table 1.** Summary of the integrated luminosity results for the 2016–2017 XYZ data samples.  $N_{\text{cor}}$  is the number of events recovered by the correction for the EMC readout error defined in Sec. IV. The first uncertainties are statistical, and the second uncertainties are systematic.

Sample	$E_{\text{CM}}/\text{MeV}$	$N_{\text{obs}} (\times 10^6)$	$N_{\text{cor}} (\times 10^6)$	$\sigma_{\text{Bhabha}}/\text{nb}$	$\varepsilon$ (%)	$\mathcal{L}/\text{pb}^{-1}$
4190	4189.12	32.62	0.04	354.82	17.60	$526.7 \pm 0.1 \pm 2.2$
4200	4199.15	32.59	0.05	353.88	17.53	$526.0 \pm 0.1 \pm 2.1$
4210	4209.39	31.73	0.05	352.98	17.40	$517.1 \pm 0.1 \pm 1.8$
4220	4218.93	31.45	0.05	352.42	17.41	$514.6 \pm 0.1 \pm 1.8$
4237	4235.77	32.32	0.07	350.79	17.41	$530.3 \pm 0.1 \pm 2.7$
4246	4243.97	32.65	0.07	350.26	17.38	$538.1 \pm 0.1 \pm 2.6$
4270	4266.81	31.86	0.08	348.01	17.31	$531.1 \pm 0.1 \pm 3.1$
4280	4277.78	10.46	0.03	346.92	17.21	$175.7 \pm 0.1 \pm 1.0$

**Table 2.** Parameters of the babayaga@nlo generator for the MC sample at  $E_{\text{CM}} = 4.19$  GeV. For the other energy points, only the  $E_{\text{CM}}$  setting changes.

Parameter	Value
$E_{\text{CM}}/\text{MeV}$	4189.12
Beam energy spread/MeV	1.364
$\theta_{\text{min}}/(\text{^\circ})$	20
$\theta_{\text{max}}/(\text{^\circ})$	160
Maximum acollinearity/(\text{^\circ})	180
$E_{\text{min}}/\text{GeV}$	1
$M(e^+e^-)/(\text{GeV}/c^2)$	> 3.8

### III. EVENT SELECTION

Signal Bhabha candidate events must have two oppositely charged good tracks. The good tracks must originate from a cylindrical volume, centered around the interaction point, with a radius of 1 cm perpendicular to the beam axis, and a length of  $\pm 10$  cm along the beam axis. The polar angle of the tracks  $\theta_{\text{MDC}}$ , measured using the MDC and boosted to the  $e^+e^-$  CM frame, must be in the fiducial volume of  $|\cos\theta_{\text{MDC}}| < 0.8$ . The deposited energy of each track in the EMC must be larger than  $0.37 \times E_{\text{CM}}$ , and the momentum of each track must be larger than  $0.47 \times E_{\text{CM}}$  to reduce background from di-muon pairs or the decays of light resonances, respectively. The invariant mass of the track pair must be larger than  $3.85 \text{ GeV}/c^2$  because only events with an invariant mass above  $3.8 \text{ GeV}/c^2$  are produced in the MC event generator.

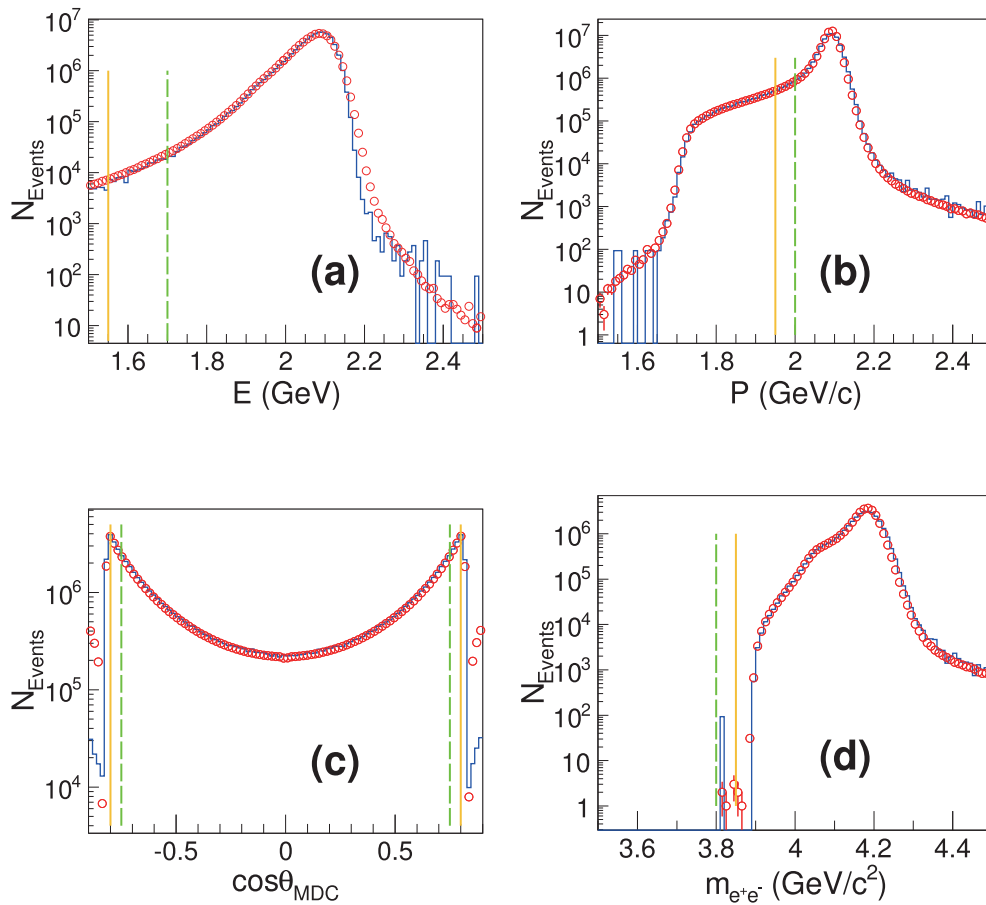
As demonstrated by a similar previous analysis [8], the remaining background contribution after applying these selection criteria is negligible.

Figure 1 shows a comparison between data and MC simulation for the kinematic variables previously discussed. There is reasonable agreement between the distributions of all the variables.


### IV. EMC READOUT CORRECTION AND LUMINOSITY RESULTS

The energy deposition in the EMC is used to identify the final state electron/positron tracks. In a study of high energy EMC showers, we found that the EMC electronics occasionally failed to provide valid signals for crystals with high deposited energy. The problem mainly occurred for channels in the absolute polar angle ( $\cos\theta$ ) ranges (0.6, 0.8) close to the horizontal plane. To illustrate this issue, consider the left plot of Fig. 2, which shows the EMC energy deposition of a typical high energy (approximately 2 GeV) electron or positron shower, where no problem occurs. The shower extends across  $5 \times 5$  crystals, and the deposited energy in crystals numbered (24, 2) is 1592 MeV, one order of magnitude larger than those of nearby crystals. In contrast, the right plot of Fig. 2 shows an example of a shower missing the readout of the EMC energy deposition from one crystal. Here, the largest energy deposition is expected to be found in the crystal numbered (59, 3), but no valid value is recorded, which leads to an underestimation of the total deposited energy of more than 1 GeV. This effect is not simulated in the MC samples and must be corrected.

Although the reason of this problem is still under investigation, the amount of affected events can be estimated by searching for MDC tracks with unexpected EMC information. Figure 3 shows the dielectron deposited energies for events satisfying all the other requirements of our selection criteria for the MC sample and experimental data. In the plots, two abnormal peaks can be found for the data samples, which are not present for the MC sample. These peaks are formed by events in which the reconstructed energy deposition by the charged track in the EMC is missing the readout signal from one crystal. To select these events, we apply all the requirements apart from that on the deposited energy in the EMC. Afterward, we require the deposited energy in the EMC to be larger than  $0.37 \times E_{\text{CM}}$  for one track and lower than

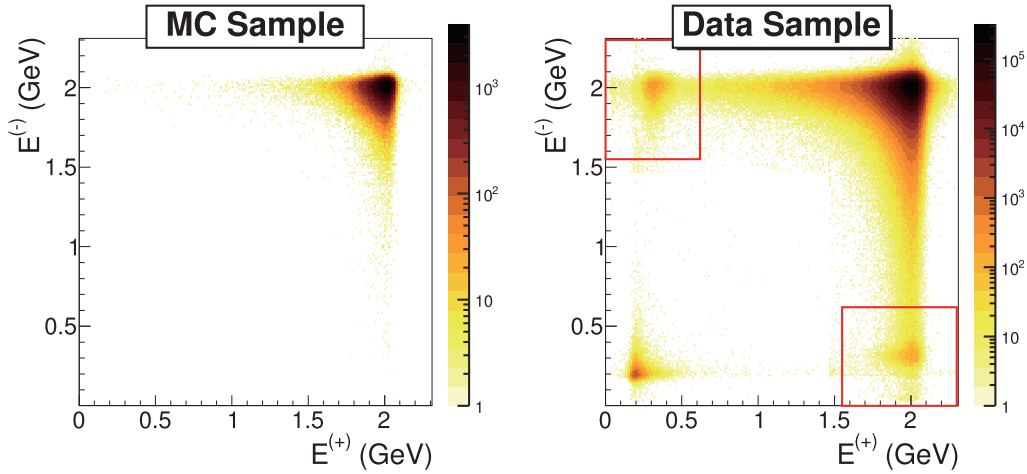


**Fig. 1.** (color online) Data and MC simulation comparison for the variables used in event selection for the 4190 data samples, including the energy deposition in the EMC (a), the momentum (b), and the polar angle  $\theta$  (c) of electrons and positrons, as well as the invariant mass of the  $e^+e^-$  pair (d). The red circles indicate data, whereas the blue histograms are the MC distributions. The yellow solid lines mark the thresholds of the standard selection criteria, whereas the green dashed lines indicate altered values used for systematic uncertainty estimation. All the relevant tracks are boosted to the  $e^+e^-$  CM frame.



**Fig. 2.** (color online) EMC energy distributions of a normal EMC shower (left) and an abnormal one suffering from EMC readout errors (right). The  $x$ -axis and  $y$ -axis mark the EMC crystal ID. The number in each bin represents the deposited energy in the crystal (in MeV). The hitmap of the abnormal track is characterized by a missing value in the middle, where major energy deposition is expected.





**Fig. 3.** (color online) Deposited energies of positively charged tracks ( $E^{(+)}$ ) and negatively charged tracks ( $E^{(-)}$ ) for events satisfying all requirements, except for the EMC energy depositions, for the MC sample (left) and data sample (right) at 4.19 GeV. There are large differences between the energy distributions of the two samples. In the data sample, aside from di-muon events in which the deposited energies of both tracks are low, there are abnormal events where only one track has a low energy deposition (marked by red boxes).

$0.15 \times E_{\text{CM}}$  for the other. Events in which both tracks are affected by EMC readout errors are rare, and their contribution is considered negligible. Finally, we require the ionization energy loss of both tracks in the MDC to be close to the expected energy loss of electron tracks of the same energy.

Because no normal physics events should be able to pass the above selection, we assume that all the candidates that do are Bhabha events suffering from EMC readout errors. These events are simply added to the sample of observed Bhabha events, whose selection is summarized in Sec. III.

The integrated luminosity is calculated with the equation

$$\mathcal{L} = \frac{N_{\text{obs}} + N_{\text{cor}}}{\sigma_{\text{Bhabha}} \times \varepsilon}, \quad (1)$$

where  $N_{\text{obs}}$  is the number of observed Bhabha events,  $N_{\text{cor}}$  is the number of events recovered by the correction of the EMC readout error,  $\sigma_{\text{Bhabha}}$  is the cross section of the Bhabha process, and  $\varepsilon$  is the efficiency determined with the signal MC sample. The cross sections are calculated using the `babayaga@nlo` generator with the parameters listed in Table 2. All the input numbers and luminosity results are listed in Table 1.

## V. SYSTEMATIC UNCERTAINTIES

The following sources of systematic uncertainties are considered: the tracking efficiency, the requirements on the kinematic variables, the limited sizes of the MC samples, the beam energy measurement, the EMC readout correction, and the MC generator.

To estimate the systematic uncertainty on the track-

ing efficiency, we employ an alternative selection criterion using information from the EMC only. Here, at least two clusters in the EMC are required; if more than two clusters are present, the most energetic two are identified as the  $e^+e^-$  pair. The deposited energies of the two clusters must be larger than  $0.45 \times E_{\text{CM}}$ . The polar angle of each cluster must satisfy  $|\cos \theta_{\text{EMC}}| < 0.8$ . Additionally,  $\Delta\phi$  must be in the range  $[-40^\circ, -5^\circ]$  or  $[5^\circ, 40^\circ]$ , where  $\Delta\phi = |\phi_1 - \phi_2| - 180^\circ$ , and  $\phi_{1,2}$  are the azimuthal angles of the clusters in the EMC. All the angles are boosted to the  $e^+e^-$  CM frame. The difference between the luminosity obtained through this selection and the original result before the EMC readout correction is taken as the systematic uncertainty arising from tracking efficiency.

The systematic uncertainties related to the requirements on the kinematic variables are evaluated by varying the thresholds of the variables. For the requirement on the EMC energy, the alternative threshold is  $0.41 \times E_{\text{CM}}$ ; for the polar angle, the alternative range is  $[-0.75, 0.75]$ ; for the requirement on momentum, the threshold is changed to  $0.48 \times E_{\text{CM}}$ . For the invariant mass of the  $e^+e^-$  pair, the alternative threshold is  $3.80 \text{ GeV}/c^2$ , and the corresponding uncertainty is found to be negligible.

The statistical uncertainties on the MC samples size, each having two million events with a selection efficiency of approximately 17%, are estimated to be 0.2% at each energy point.

The uncertainty on the CM energy measurement is  $\pm 0.6 \text{ MeV}$  [13]. Its effect on luminosity determination is estimated by repeating the analysis on the same datasets while changing the CM energy value by plus and minus this value. To avoid an additional systematic uncertainty due to the MC data sample size, we obtain the detection efficiency and cross section values through linear extrapolation from nearby energy points. The uncertainty is es-

estimated as the difference in integrated luminosity compared to our standard result. The small difference between the measured beam-energy spread [15] and that used in the generation of the MC samples leads to a negligible bias in the analysis.

The systematic uncertainty from the EMC readout correction is estimated by comparing the results with an alternative correcting method, where events with one or two tracks not satisfying the energy requirements are selected, and the correction is estimated by fitting the two-dimensional  $dE/dx$  distribution of the two tracks in these events with a model containing three components:  $B\bar{b}$  events, di-muon events, and a background of uniform distribution. The uncertainty is estimated as the difference between the result of the two correction methods.

The uncertainty on the predictions of the `babayaga@nlo` generator is assigned to be 0.1%, following Ref. [14].

The total uncertainty for each energy point is summarized in Table 3. The uncertainties from different sources are assumed to be independent; therefore, the total uncertainties are obtained by adding the uncertainties in quadrature.

## VI. UPDATE ON THE LUMINOSITY OF THE 2010–2014 DATASETS

An update on the integrated luminosities of the 21 data samples collected in 2010–2014, previously reported in Ref. [8], is required to apply the EMC readout correction, as described in the previous section, and include additional events originating from the recovery of data files that were not originally available.

The same procedure described for the 2016–2017 data samples is applied for this update, with the same configurations of the MC generator, the same event selection criteria, and the same EMC readout correction. The `babayaga@nlo` event generator we use in this analysis has a significantly better precision than the event generator used in the previous analysis [8] (0.1% versus 0.5%), which contributes to the decrease in the total uncertain-

ties.

Table 4 summarizes the updated integrated luminosities with statistical uncertainties, the correction factors due to the EMC readout error, and a comparison with the results of the previous analysis. The results of the three lowest energy points (samples 3810, 3900, and 4009) are not updated because there is no file update and, according to the correlation between the amount of EMC readout correction and the CM energies in other datasets, the EMC readout correction is expected to be negligible at these energy points. We skip the unnecessary update for these data samples to avoid dealing with the computational difficulty of MC sampling over narrow resonances. For the remaining energy points, the updated results are a factor of 0.3 larger than the original values.

The discrepancies are mainly caused by the EMC readout correction, and for several datasets, such as 4420<sub>1</sub> and 4600, there are also contributions from the recovery of data files. Figure 4 shows the correlation between the sizes of the EMC readout correction and the CM energies. This figure shows that the size of this correction increases exponentially as the CM energy increases, indicating that the problem may grow more severe if BESIII is to operate in higher energy zones. Moreover, the fact that the frequencies of EMC readout error fit well to an exponential model may hint at its mechanism.

Systematic uncertainties are assigned following the same procedure as for the 2016–2017 datasets. For each source of uncertainty, we take the maximum uncertainty for all the energy points. These uncertainties from individual sources are then added in quadrature to obtain the total systematic uncertainty. The result is summarized in Table 5. The total systematic uncertainty is determined as 0.66% for all energy points except the lowest three energy points, for which we quote the original uncertainty, 0.97% [8].

## VII. SUMMARY

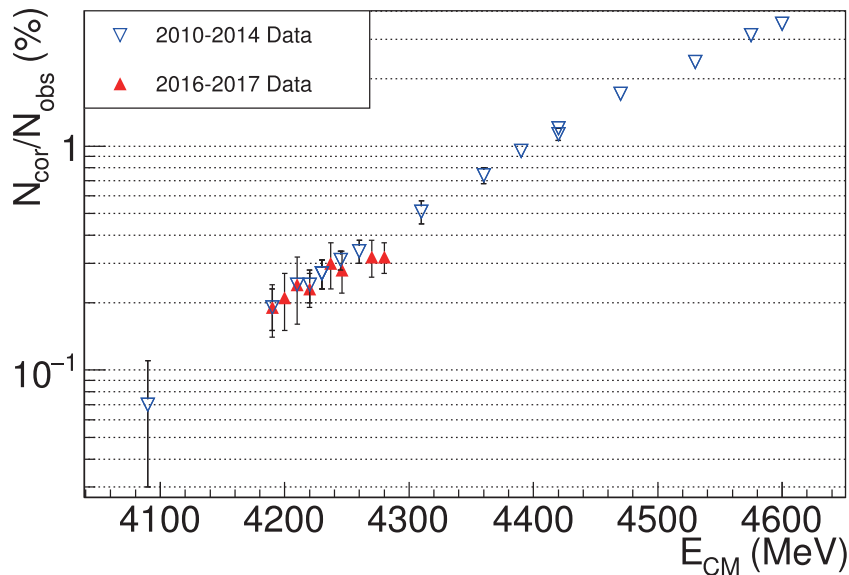
We measure the integrated luminosities of the  $XYZ$

**Table 3.** Relative systematic uncertainties (in %) for the integrated luminosities of the new  $XYZ$  dataset.

Sample/MeV	4190	4200	4210	4220	4237	4246	4270	4280
Tracking efficiency	0.13	0.17	0.05	0.08	0.24	0.15	0.30	0.29
Requirement on energy	0.12	0.11	0.12	0.14	0.09	0.12	0.13	0.10
Requirement on $\cos\theta$	0.24	0.22	0.21	0.22	0.32	0.37	0.43	0.39
Requirement on momentum	0.14	0.08	0.01	0.00	0.17	0.06	0.09	0.01
CM energy	0.06	0.07	0.00	0.01	0.04	0.04	0.02	0.01
MC sample size	0.2	0.2	0.2	0.2	0.2	0.2	0.2	0.2
Correction of EMC readout error	0.05	0.06	0.08	0.04	0.07	0.06	0.06	0.05
Event generator	0.1	0.1	0.1	0.1	0.1	0.1	0.1	0.1
Total	0.41	0.39	0.35	0.35	0.45	0.50	0.59	0.55

**Table 4.** Updated integrated luminosities of the 2010–2014 XYZ datasets, the correction factor due to the EMC readout error ( $\sigma_{\text{EMC}} = N_{\text{cor}}/N_{\text{obs}}$ ), and a comparison with the previous results<sup>[5]</sup>. The first uncertainties are statistical, and the second uncertainties are systematic.

$E_{\text{cm}}/\text{MeV}$	$\sigma_{\text{EMC}} (\%)$	Updated $\mathcal{L}/\text{pb}^{-1}$	Previous $\mathcal{L}/\text{pb}^{-1}$	Difference (%)
3810	–	–	$50.54 \pm 0.03$	–
3900	–	–	$52.61 \pm 0.03 \pm 0.51$	–
4009	–	–	$482.0 \pm 0.1 \pm 4.7$	–
4090	$0.07 \pm 0.04$	$52.86 \pm 0.03 \pm 0.35$	$52.63 \pm 0.03 \pm 0.51$	+0.43
4190	$0.19 \pm 0.04$	$43.33 \pm 0.03 \pm 0.29$	$43.09 \pm 0.03 \pm 0.42$	+0.56
4210	$0.24 \pm 0.00$	$54.95 \pm 0.03 \pm 0.36$	$54.55 \pm 0.03 \pm 0.53$	+0.73
4220	$0.24 \pm 0.04$	$54.60 \pm 0.03 \pm 0.36$	$54.13 \pm 0.03 \pm 0.53$	+0.86
4230 <sub>1</sub>	$0.27 \pm 0.04$	$44.54 \pm 0.03 \pm 0.29$	$44.40 \pm 0.03 \pm 0.43$	+0.32
4230 <sub>2</sub>	$0.27 \pm 0.04$	$1056.4 \pm 0.1 \pm 7.0$	$1047.3 \pm 0.1 \pm 10.1$	+0.86
4245	$0.31 \pm 0.03$	$55.88 \pm 0.03 \pm 0.37$	$55.59 \pm 0.04 \pm 0.54$	+0.53
4260 <sub>1,2</sub>	$0.34 \pm 0.04$	$828.4 \pm 0.1 \pm 5.5$	$523.7 \pm 0.1 \pm 5.1$	+0.32
			$302.0 \pm 0.1 \pm 3.0$	
4310	$0.51 \pm 0.06$	$45.08 \pm 0.03 \pm 0.30$	$44.90 \pm 0.03 \pm 0.44$	+0.40
4360	$0.74 \pm 0.06$	$544.0 \pm 0.1 \pm 3.6$	$540.0 \pm 0.1 \pm 5.2$	+0.76
4390	$0.95 \pm 0.05$	$55.57 \pm 0.04 \pm 0.37$	$55.18 \pm 0.04 \pm 0.54$	+0.70
4420 <sub>1</sub>	$1.13 \pm 0.07$	$46.80 \pm 0.03 \pm 0.31$	$44.67 \pm 0.03 \pm 0.43$	+4.77
4420 <sub>2</sub>	$1.20 \pm 0.06$	$1043.9 \pm 0.1 \pm 6.9$	$1028.9 \pm 0.1 \pm 10.0$	+1.45
4470	$1.71 \pm 0.03$	$111.09 \pm 0.04 \pm 0.73$	$109.94 \pm 0.04 \pm 1.07$	+1.05
4530	$2.38 \pm 0.11$	$112.12 \pm 0.04 \pm 0.73$	$109.98 \pm 0.04 \pm 1.07$	+1.95
4575	$3.13 \pm 0.14$	$48.93 \pm 0.03 \pm 0.32$	$47.67 \pm 0.03 \pm 0.46$	+2.64
4600	$3.51 \pm 0.15$	$586.9 \pm 0.1 \pm 3.9$	$566.9 \pm 0.1 \pm 5.5$	+3.52

**Fig. 4.** (color online) Logarithm of the relative sizes of the EMC readout correction at different CM energies for the 2010–2014 (blue) and 2016–2017 (red) XYZ datasets. The data points have a seemingly linear relationship, suggesting that the frequencies of the EMC readout errors may increase exponentially as the CM energy further increases.

**Table 5.** Systematic uncertainties on the integrated luminosities of the 2010–2014 XYZ data samples, excluding those at the lowest three energy points. For each source of uncertainty, the maximum value across all energy points is taken as the overall estimation.

Source	Relative uncertainty (%)
Tracking efficiency	0.42
Requirement on energy	0.28
Requirement on $\cos\theta$	0.14
Requirement on momentum	0.29
CM energy	0.07
MC sample size	0.20
Correction of EMC readout errors	0.15
Event generator	0.10
Total	0.66

datasets taken at BESIII from 2016 to 2017, and the results are listed in Table 1. Additionally, we update the luminosity measurement of the XYZ data taken from 2010

to 2014, with corrections arising from an improved understanding of the EMC performance and recovery of data files, as shown in Table 4. These high precision results are of fundamental importance for the measurement of the production cross sections of XYZ particles as well as those of conventional charmonium states in this energy range, which will enable a more precise comparison with the predictions of the quark model and an improved understanding of QCD. The results presented in this paper have been used in several recent analyses of the BESIII Collaboration (for example, see Refs. [16–18]) and will be used by many other analyses in the future.

Figure 4 shows that the impact of EMC readout errors may increase exponentially to above 10% as the CM energy increases to approximately 5.0 GeV. This means that the dangerous effect warrants further inspection if BESIII is to operate in higher energy zones with the BEPCII update project in the future.

## ACKNOWLEDGEMENTS

The BESIII Collaboration thanks the staff of BEPCII and the IHEP computing center for their strong support.

## References

- [1] N. Brambilla, S. Eidelman *et al.*, *Phys. Rept.* **873**, 1 (2020)
- [2] F. K. Guo, C. Hanhart, U. G. Meißner *et al.*, *Rev. Mod. Phys.* **90**, 015004 (2018)
- [3] H. X. Chen, W. Chen, X. Liu *et al.*, *Zhu, Phys. Rept.* **639**, 1 (2016)
- [4] N. Brambilla *et al.*, *Eur. Phys. J. C* **71**, 1534 (2011)
- [5] M. Ablikim *et al.* (BESIII Collaboration), *Nucl. Instrum. Meth. A* **614**, 345 (2010)
- [6] Q. Qin, L. Ma, J. Wang *et al.*, *Conf. Proc. C* **100523**, WEXMH01 (2010) IPAC-2010-WEXMH01
- [7] M. Ablikim *et al.*, *Chin. Phys. C* **44**, 040001 (2020)
- [8] M. Ablikim *et al.* (BESIII Collaboration), *Chin. Phys. C* **39**, 093001 (2015)
- [9] X. Li *et al.*, *Radiat. Detect. Technol. Methods* **1**, 13 (2017)
- [10] Y. X. Guo *et al.*, *Radiat. Detect. Technol. Methods* **1**, 15 (2017)
- [11] P. Cao *et al.*, *Nucl. Instrum. Meth. A* **953**, 163053 (2020)
- [12] J. Allison *et al.*, *IEEE Trans. Nucl. Sci.* **53**, 270 (2006)
- [13] M. Ablikim *et al.* (BESIII Collaboration), *Chin. Phys. C* **45**, 103001 (2021)
- [14] G. Balossini *et al.*, *Phys. Lett. B* **663**, 209 (2008)
- [15] C. H. Yu, Z. Duan, S. Gu *et al.*, BEPC II Performance and Beam Dynamics Studies on Luminosity, in *Proc. 7th Int. Particle Accelerator Conf. (IPAC'16)*, Busan, Korea, May 2016, paper TUYA01, pp. 1014–1018
- [16] M. Ablikim *et al.* (BESIII Collaboration), *Phys. Rev. Lett.* **122**, 232002 (2019)
- [17] M. Ablikim *et al.* (BESIII Collaboration), *Phys. Rev. Lett.* **122**, 202001 (2019)
- [18] M. Ablikim *et al.* (BESIII Collaboration), *Phys. Rev. D* **103**, 052003 (2021)