

JUNO sensitivity on proton decay $p \rightarrow \nu K^+$ searches*

Angel Abusleme¹ Thomas Adam² Shakeel Ahmad³ Rizwan Ahmed³ Sebastiano Aiello⁴ Muhammad Akram³
 Fengpeng An (安丰鹏)⁵ Qi An (安琪)⁶ Giuseppe Andronico⁴ Nikolay Anfimov⁷ Vito Antonelli⁸
 Tatiana Antoshkina⁷ Burin Asavapibhop⁹ João Pedro Athayde Marcondes de André² Didier Auguste¹⁰
 Nikita Balashov⁷ Wander Baldini¹¹ Andrea Barresi¹² Davide Basilico⁸ Eric Baussan² Marco Bellato¹³
 Antonio Bergnoli¹³ Thilo Birkenfeld¹⁴ Sylvie Blin¹⁰ David Blum¹⁵ Simon Blyth¹⁶ Anastasia Bolshakova⁷
 Mathieu Bongrand¹⁷ Clément Bordereau^{18,19} Dominique Breton¹⁰ Augusto Brigatti⁸ Riccardo Brugnera²⁰
 Riccardo Bruno⁴ Antonio Budano²¹ Mario Buscemi⁴ Jose Busto²² Ilya Butorov⁷ Anatael Cabrera¹⁰
 Barbara Caccianiga⁸ Hao Cai (蔡浩)²³ Xiao Cai (蔡啸)¹⁶ Yanke Cai (蔡严克)¹⁶ Zhiyan Cai (蔡志岩)¹⁶
 Riccardo Callegari²⁰ Antonio Cammi²⁴ Agustin Campeny¹ Chuanya Cao (曹传亚)¹⁶ Guofu Cao (曹国富)¹⁶
 Jun Cao (曹俊)¹⁶ Rossella Caruso⁴ Cédric Cerna¹⁸ Jinfan Chang (常劲帆)¹⁶ Yun Chang²⁵
 Pingping Chen (陈平平)²⁶ Po-An Chen¹⁹ Shaomin Chen (陈少敏)²⁷ Xurong Chen (陈旭荣)²⁸ Yi-Wen Chen²⁹
 Yixue Chen (陈义学)³⁰ Yu Chen (陈羽)³¹ Zhang Chen (陈长)¹⁶ Jie Cheng (程捷)¹⁶ Yaping Cheng (程雅苹)³²
 Alexey Chetverikov⁷ Davide Chiesa¹² Pietro Chimenti³³ Artem Chukanov⁷ Gérard Claverie¹⁸ Catia Clementi³⁴
 Barbara Clerbaux³⁵ Selma Conforti Di Lorenzo¹⁸ Daniele Corti¹³ Flavio Dal Corso¹³ Olivia Dalager³⁶
 Christophe De La Taille¹⁸ Zhi Deng (邓智)²⁷ Ziyang Deng (邓子艳)¹⁶ Wilfried Depnering³⁷ Marco Diaz¹
 Xuefeng Ding⁸ Yayun Ding (丁雅韵)¹⁶ Bayu Dirgantara³⁸ Sergey Dmitrievsky⁷ Tadeas Dohnal³⁹
 Dmitry Dolzhikov⁷ Georgy Donchenko⁴⁰ Jianmeng Dong (董建蒙)²⁷ Evgeny Doroshkevich⁴¹ Marcos Dracos²
 Frédéric Druillolle¹⁸ Ran Du (杜然)¹⁶ Shuxian Du (杜书先)⁴² Stefano Dusini¹³ Martin Dvorak³⁹ Timo Enqvist⁴³
 Heike Enzmann³⁷ Andrea Fabbri²¹ Ulrike Fahrenholz⁴⁴ Donghua Fan (范东华)⁴⁵ Lei Fan (樊磊)¹⁶
 Jian Fang (方建)¹⁶ Wenxing Fang (方文兴)¹⁶ Marco Fargetta⁴ Dmitry Fedoseev⁷ Li-Cheng Feng²⁹
 Qichun Feng (冯启春)⁴⁶ Richard Ford⁸ Amélie Fournier¹⁸ Haonan Gan (甘浩男)⁴⁷ Feng Gao¹⁴
 Alberto Garfagnini²⁰ Arsenii Gavrikov²⁰ Marco Giammarchi⁸ Agnese Giaz²⁰ Nunzio Giudice⁴ Maxim Gonchar⁷
 Guanghua Gong (龚光华)²⁷ Hui Gong (宫辉)²⁷ Yuri Gornushkin⁷ Alexandre Göttel^{48,14} Marco Grassi²⁰
 Christian Grewing⁴⁹ Vasily Gromov⁷ Minghao Gu (顾旻皓)¹⁶ Xiaofei Gu (谷肖飞)⁴² Yu Gu (古宇)⁵⁰
 Mengyun Guan (关梦云)¹⁶ Nunzio Guardone⁴ Maria Gul³ Cong Guo (郭聪)¹⁶ Jingyuan Guo (郭竞渊)³¹
 Wanlei Guo (郭万磊)¹⁶ Xinheng Guo (郭新恒)⁵¹ Yuhang Guo (郭宇航)⁵² Paul Hackspacher³⁷ Caren Hagner⁵³
 Ran Han (韩然)³² Yang Han³¹ Muhammad Sohaib Hassan³ Miao He (何苗)¹⁶ Wei He (何伟)¹⁶ Tobias Heinz¹⁵
 Patrick Hellmuth¹⁸ Yuekun Heng (衡月昆)¹⁶ Rafael Herrera¹ YuenKeung Hor (贺远强)³¹ Shaojing Hou (侯少静)¹⁶
 Yee Hsiung¹⁹ Bei-Zhen Hu¹⁹ Hang Hu (胡航)³¹ Jianrun Hu (胡健润)¹⁶ Jun Hu (胡俊)¹⁶
 Shouyang Hu (胡守扬)⁵⁴ Tao Hu (胡涛)¹⁶ Yuxiang Hu (胡宇翔)¹⁶ Zhuojun Hu (胡焯钧)³¹
 Chunhao Huang (黄春豪)³¹ Guihong Huang (黄桂鸿)⁴⁵ Hanxiong Huang (黄翰雄)⁵⁴ Wenhao Huang (黄文昊)⁵⁵
 Xin Huang (黄鑫)¹⁶ Xingtao Huang (黄性涛)⁵⁵ Yongbo Huang (黄永波)⁵⁶ Jiaqi Hui (惠加琪)⁵⁷ Lei Huo (霍雷)⁴⁶

Received 10 January 2023; Accepted 22 July 2023; Published online 23 July 2023

* We are grateful for the ongoing cooperation from the China General Nuclear Power Group. This study was supported by the Chinese Academy of Sciences, the National Key R&D Program of China, the CAS Center for Excellence in Particle Physics, Wuyi University, and the Tsung-Dao Lee Institute of Shanghai Jiao Tong University in China, the Institut National de Physique Nucléaire et de Physique de Particules (IN2P3) in France, the Istituto Nazionale di Fisica Nucleare (INFN) in Italy, the Italian-Chinese collaborative research program MAECI-NSFC, the Fond de la Recherche Scientifique (F.R.S-FNRS) and FWO under the "Excellence of Science - EOS" in Belgium, the Conselho Nacional de Desenvolvimento Científico e Tecnológico in Brazil, the Agencia Nacional de Investigación y Desarrollo in Chile, the Charles University Research Centre and the Ministry of Education, Youth, and Sports in Czech Republic, the Deutsche Forschungsgemeinschaft (DFG), the Helmholtz Association, and the Cluster of Excellence PRISMA+ in Germany, the Joint Institute of Nuclear Research (JINR) and Lomonosov Moscow State University in Russia, the joint Russian Science Foundation (RSF) and National Natural Science Foundation of China (NSFC) research program, the MOST and MOE in Taiwan, China, the Chulalongkorn University and Suranaree University of Technology in Thailand, and the University of California at Irvine in USA



Content from this work may be used under the terms of the Creative Commons Attribution 3.0 licence. Any further distribution of this work must maintain attribution to the author(s) and the title of the work, journal citation and DOI. Article funded by SCOAP³ and published under licence by Chinese Physical Society and the Institute of High Energy Physics of the Chinese Academy of Sciences and the Institute of Modern Physics of the Chinese Academy of Sciences and IOP Publishing Ltd

Wenju Huo (霍文驹)⁶ Cédric Huss¹⁸ Safeer Hussain³ Ara Ioannisian⁵⁸ Roberto Isocrate¹³ Beatrice Jelmini²⁰
 Kuo-Lun Jen²⁹ Ignacio Jeria¹ Xiaolu Ji (季筱璐)¹⁶ Xingzhao Ji (吉星墨)³¹ Huihui Jia (贾慧慧)⁵⁹
 Junji Jia (贾俊基)²³ Siyu Jian (蹇司玉)⁵⁴ Di Jiang (蒋荻)⁶ Wei Jiang (蒋炜)¹⁶ Xiaoshan Jiang (江晓山)¹⁶
 Ruyi Jin (金如意)¹⁶ Xiaoping Jing (荆小平)¹⁶ Cécile Jollet¹⁸ Jari Joutsenvaara⁴³ Sirichok Jungthawan³⁸
 Leonidas Kalousis² Philipp Kampmann⁴⁸ Li Kang (康丽)²⁶ Rebin Karaparambil¹⁷ Narine Kazarian⁵⁸
 Amina Khatun⁶⁰ Khanchai Khosonthongkee³⁸ Denis Korablev⁷ Konstantin Kouzakov⁴⁰ Alexey Krasnoperov⁷
 Andre Kruth⁴⁹ Nikolay Kutovskiy⁷ Pasi Kuusiniemi⁴³ Tobias Lachenmaier¹⁵ Cecilia Landini⁸
 Sébastien Leblanc¹⁸ Victor Lebrin¹⁷ Frederic Lefevre¹⁷ Ruiting Lei (雷瑞庭)²⁶ Rupert Leitner³⁹ Jason Leung²⁹
 Demin Li (李德民)⁴² Fei Li (李飞)¹⁶ Fule Li (李福乐)²⁷ Gaosong Li (李高高)¹⁶ Haitao Li (李海涛)³¹
 Huiling Li (李慧玲)¹⁶ Jiaqi Li (李佳祺)³¹ Mengzhao Li (李梦朝)¹⁶ Min Li (李民)³⁰ Nan Li (李楠)¹⁶
 Nan Li (李楠)⁶¹ Qingjiang Li (李清江)⁶¹ Ruhui Li (李茹慧)¹⁶ Shanfeng Li (黎山峰)²⁶ Tao Li (李涛)³¹
 Weidong Li (李卫东)^{16,62} Weiguo Li (李卫国)¹⁶ Xiaomei Li (李笑梅)⁵⁴ Xiaonan Li (李小男)¹⁶
 Xinglong Li (李兴隆)⁵⁴ Yi Li (李仪)²⁶ Yichen Li (李依宸)¹⁶ Yufeng Li (李玉峰)¹⁶ Zhaohan Li (李兆涵)¹⁶
 Zhibing Li (李志兵)³¹ Ziyuan Li (李紫源)³¹ Hao Liang (梁浩)⁵⁴ Hao Liang (梁昊)⁶ Jiajun Liao (廖佳军)³¹
 Daniel Liebau⁴⁹ Ayut Limphirat³⁸ Sukit Limpijumngong³⁸ Guey-Lin Lin²⁹ Shengxin Lin (林盛鑫)²⁶
 Tao Lin (林韬)¹⁶ Jiajie Ling (凌家杰)³¹ Ivano Lippi¹³ Fang Liu (刘芳)³⁰ Haidong Liu (刘海东)⁴²
 Hongbang Liu (刘宏邦)⁵⁶ Hongjuan Liu (刘红娟)⁶³ Hongtao Liu (刘洪涛)³¹ Hui Liu (刘绘)⁵⁰
 Jianglai Liu (刘江来)^{57,64} Jinchang Liu (刘金昌)¹⁶ Min Liu (刘敏)⁶³ Qian Liu (刘倩)⁶² Qin Liu (刘钦)⁶
 Runxuan Liu^{48,14} Shuangyu Liu (刘双雨)¹⁶ Shubin Liu (刘树彬)⁶ Shulin Liu (刘术林)¹⁶ Xiaowei Liu (刘小伟)³¹
 Xiwen Liu (刘熙文)⁵⁶ Yan Liu (刘言)¹⁶ Yunzhe Liu (刘云哲)¹⁶ Alexey Lokhov^{40,41} Paolo Lombardi⁸
 Claudio Lombardo⁴ Kai Loo⁴³ Chuan Lu (陆川)⁴⁷ Haoqi Lu (路浩奇)¹⁶ Jingbin Lu (陆景彬)⁶⁵
 Junguang Lu (吕军光)¹⁶ Shuxiang Lu (路书祥)⁴² Xiaoxu Lu (卢晓旭)¹⁶ Bayarto Lubsandorzhev⁴¹
 Sultim Lubsandorzhev⁴¹ Livia Ludhova^{48,14} Arslan Lukanov⁴¹ Fengjiao Luo (罗凤蛟)⁶³ Guang Luo (罗光)³¹
 Pengwei Luo (罗朋威)³¹ Shu Luo (罗舒)⁶⁶ Wuming Luo (罗武鸣)¹⁶ Vladimir Lyashuk⁴¹
 Bangzheng Ma (马帮争)⁵⁵ Qiumei Ma (马秋梅)¹⁶ Si Ma (马斯)¹⁶ Xiaoyan Ma (马晓妍)¹⁶ Xubo Ma (马续波)³⁰
 Jihane Maalmi¹⁰ Yury Malyshkin⁴⁸ Roberto Carlos Mandujano³⁶ Fabio Mantovani¹¹ Francesco Manzali²⁰
 Xin Mao (冒鑫)³² Yajun Mao (冒亚军)⁶⁷ Stefano M. Mari²¹ Filippo Marini²⁰ Sadia Marium³
 Cristina Martellini²¹ Gisele Martin-Chassard¹⁰ Agnese Martini⁶⁸ Matthias Mayer⁴⁴ Davit Mayilyan⁵⁸
 Ints Mednieks⁶⁹ Yue Meng (孟月)⁵⁷ Anselmo Meraglia¹⁸ Emanuela Meroni⁸ David Meyhöfer⁵³
 Mauro Mezzetto¹³ Jonathan Miller⁷⁰ Lino Miramonti⁸ Paolo Montini²¹ Michele Montuschi¹¹ Axel Müller¹⁵
 Massimiliano Nastasi¹² Dmitry V. Naumov⁷ Elena Naumova⁷ Diana Navas-Nicolas¹⁰ Igor Nemchenok⁷
 Minh Thuan Nguyen Thi²⁹ Feipeng Ning (宁飞鹏)¹⁶ Zhe Ning (宁哲)¹⁶ Hiroshi Nunokawa⁷¹ Lothar Oberauer⁴⁴
 Juan Pedro Ochoa-Ricoux^{36,1} Alexander Olshevskiy⁷ Domizia Orestano²¹ Fausto Ortica³⁴ Rainer Othegraven³⁷
 Alessandro Paoloni⁶⁸ Sergio Parmeggiano⁸ Yatian Pei (裴亚田)¹⁶ Nicomede Pelliccia³⁴ Anguo Peng (彭安国)⁶³
 Haiping Peng (彭海平)⁶ Frédéric Perrot¹⁸ Pierre-Alexandre Petitjean³⁵ Fabrizio Petrucci²¹ Oliver Pilarczyk³⁷
 Luis Felipe Piñeres Rico² Artyom Popov⁴⁰ Pascal Poussot² Wathan Pratumwan³⁸ Ezio Previtali¹²
 Fazhi Qi (齐法制)¹⁶ Ming Qi (祁鸣)⁷² Sen Qian (钱森)¹⁶ Xiaohui Qian (钱小辉)¹⁶ Zhen Qian (钱圳)³¹
 Hao Qiao (乔浩)⁶⁷ Zhonghua Qin (秦中华)¹⁶ Shoukang Qiu (丘寿康)⁶³ Muhammad Usman Rajput³
 Gioacchino Ranucci⁸ Neill Raper³¹ Alessandra Re⁸ Henning Rebber⁵³ Abdel Rebil¹⁸ Bin Ren (任斌)²⁶
 Jie Ren (任杰)⁵⁴ Barbara Ricci¹¹ Mariam Rifai^{48,14} Markus Robens⁴⁹ Mathieu Roche¹⁸ Narongkiat Rodphai⁹
 Aldo Romani³⁴ Bedřich Roskovec³⁹ Christian Roth⁴⁹ Xiangdong Ruan (阮向东)⁵⁶ Xichao Ruan (阮锡超)⁵⁴
 Saroj Rujirawat³⁸ Arseniy Rybnikov⁷ Andrey Sadovsky⁷ Paolo Saggese⁸ Simone Sanfilippo²¹ Anut Sangka⁷³
 Nuanwan Sanguansak³⁸ Utane Sawangwit⁷³ Julia Sawatzki⁴⁴ Fatma Sawy²⁰ Michaela Schever^{48,14}
 Cédric Schwab² Konstantin Schweizer⁴⁴ Alexandr Selyunin⁷ Andrea Serafini¹¹ Giulio Settanta^{48,#}
 Mariangela Settimo¹⁷ Zhuang Shao (邵壮)⁵² Vladislav Sharov⁷ Arina Shaydurova⁷ Jingyan Shi (石京燕)¹⁶
 Yanan Shi (史娅楠)¹⁶ Vitaly Shutov⁷ Andrey Sidorenkov⁴¹ Fedor Šimkovic⁶⁰ Chiara Sirignano²⁰

Jaruchit Siripak³⁸ Monica Sisti¹² Maciej Slupecki⁴³ Mikhail Smirnov³¹ Oleg Smirnov⁷ Thiago Sogo-Bezerra¹⁷
 Sergey Sokolov⁷ Julanan Songwadhana³⁸ Boonrucksar Soonthornthum⁷³ Albert Sotnikov⁷ Ondřej Šrámek³⁹
 Warintorn Sreethawong³⁸ Achim Stahl¹⁴ Luca Stanco¹³ Konstantin Stankevich⁴⁰ Dušan Štefánik⁶⁰
 Hans Steiger^{37,44} Jochen Steinmann¹⁴ Tobias Sterr¹⁵ Matthias Raphael Stock⁴⁴ Virginia Strati¹¹
 Alexander Studenikin⁴⁰ Shifeng Sun (孙世峰)³⁰ Xilei Sun (孙希磊)¹⁶ Yongjie Sun (孙勇杰)⁶
 Yongzhao Sun (孙永昭)¹⁶ Narumon Suwonjandee⁹ Michal Szelezniak² Jian Tang (唐健)³¹ Qiang Tang (唐强)³¹
 Quan Tang (唐泉)⁶³ Xiao Tang (唐晓)¹⁶ Alexander Tietzsch¹⁵ Igor Tkachev⁴¹ Tomas Tmej³⁹
 Marco Danilo Claudio Torri⁸ Konstantin Treskov⁷ Andrea Triossi² Giancarlo Troni¹ Wladyslaw Trzaska⁴³
 Cristina Tuve⁴ Nikita Ushakov⁴¹ Johannes van den Boom⁴⁹ Stefan van Waasen⁴⁹ Guillaume Vanroyen¹⁷
 Vadim Vedin⁶⁹ Giuseppe Verde⁴ Maxim Vialkov⁴⁰ Benoit Viaud¹⁷ Cornelius Moritz Vollbrecht^{48,14}
 Cristina Volpe¹⁰ Vit Vorobel³⁹ Dmitriy Voronin⁴¹ Lucia Votano⁶⁸ Pablo Walker¹ Caishen Wang (王彩申)²⁶
 Chung-Hsiang Wang²⁵ En Wang (王恩)⁴² Guoli Wang (王国利)⁴⁶ Jian Wang (王坚)⁶ Jun Wang (王俊)³¹
 Kunyu Wang (王坤宇)¹⁶ Lu Wang (汪璐)¹⁶ Meifen Wang (王美芬)¹⁶ Meng Wang (王孟)⁶³ Meng Wang (王萌)⁵⁵
 Ruiguang Wang (王瑞光)¹⁶ Siguang Wang (王思广)⁶⁷ Wei Wang (王维)⁷² Wei Wang (王为)³¹
 Wenshuai Wang (王文帅)¹⁶ Xi Wang (王玺)⁶¹ Xiangyue Wang (王湘粤)³¹ Yangfu Wang (王仰夫)¹⁶
 Yaoguang Wang (王耀光)¹⁶ Yi Wang (王义)²⁷ Yi Wang (王忆)⁴⁵ Yifang Wang (王贻芳)¹⁶
 Yuanqing Wang (王元清)²⁷ Yuman Wang (王玉漫)⁷² Zhe Wang (王喆)²⁷ Zheng Wang (王铮)¹⁶
 Zhimin Wang (王志民)¹⁶ Zongyi Wang (王综轶)²⁷ Muhammad Waqas³ Apimook Watcharangkool⁷³
 Lianghong Wei (韦良红)¹⁶ Wei Wei (魏微)¹⁶ Wenlu Wei (韦雯露)¹⁶ Yadong Wei (魏亚东)²⁶
 Kaile Wen (温凯乐)¹⁶ Liangjian Wen (温良剑)¹⁶ Christopher Wiebusch¹⁴ Steven Chan-Fai Wong³¹
 Bjoern Wonsak⁵³ Diru Wu (吴帝儒)¹⁶ Qun Wu (吴群)⁵⁵ Zhi Wu (吴智)¹⁶ Michael Wurm³⁷ Jacques Wurtz²
 Christian Wysotzki¹⁴ Yufei Xi (刁宇飞)⁴⁷ Dongmei Xia (夏冬梅)⁷⁴ Xiang Xiao³¹ Xiaochuan Xie (谢小川)⁵⁶
 Yuguang Xie (谢宇广)¹⁶ Zhangquan Xie (谢章权)¹⁶ Zhizhong Xing (邢志忠)¹⁶ Benda Xu (续本达)²⁷
 Cheng Xu (徐程)⁶³ Donglian Xu (徐东莲)^{64,57} Fanrong Xu (徐繁荣)⁵⁰ Hangkun Xu (许杭崧)¹⁶ Jilei Xu (徐吉磊)¹⁶
 Jing Xu (徐晶)⁵¹ Meihang Xu (徐美杭)¹⁶ Yin Xu (徐音)⁵⁹ Yu Xu^{48,14} Baojun Yan (闫保军)¹⁶ Taylor Yan³⁸
 Wenqi Yan (闫文奇)¹⁶ Xiongbo Yan (严雄波)¹⁶ Yupeng Yan³⁸ Anbo Yang (杨安波)¹⁶ Changgen Yang (杨长根)¹⁶
 Chengfeng Yang (杨成峰)⁵⁶ Huan Yang (杨欢)¹⁶ Jie Yang (杨洁)⁴² Lei Yang (杨雷)²⁶ Xiaoyu Yang (杨晓宇)¹⁶
 Yifan Yang (杨翊凡)¹⁶ Yifan Yang³⁵ Haifeng Yao (姚海峰)¹⁶ Zafar Yasin³ Jiakuan Ye (叶佳璇)¹⁶
 Mei Ye (叶梅)¹⁶ Ziping Ye (叶子平)⁶⁴ Ugur Yegin⁴⁹ Frédéric Yermia¹⁷ Peihuai Yi (易培淮)¹⁶ Na Yin (尹娜)⁵⁵
 Xiangwei Yin (尹翔伟)¹⁶ Zhengyun You (尤郑昀)³¹ Boxiang Yu (俞伯祥)¹⁶ Chiye Yu (余焱业)²⁶
 Chunxu Yu (喻纯旭)⁵⁹ Hongzhao Yu (余泓钊)³¹ Miao Yu (于淼)²³ Xianghui Yu (于向辉)⁵⁹
 Zeyuan Yu (于泽源)¹⁶ Zezhong Yu (于泽众)¹⁶ Chengzhuo Yuan (袁成卓)¹⁶ Ying Yuan (袁影)⁶⁷
 Zhenxiong Yuan (袁振雄)²⁷ Baobiao Yue (岳保彪)³¹ Noman Zafar³ Andre Zambanini⁴⁹ Vitalii Zavadskiy⁷
 Shan Zeng (曾珊)¹⁶ Tingxuan Zeng (曾婷轩)¹⁶ Yuda Zeng (曾裕达)³¹ Liang Zhan (占亮)¹⁶
 Aiqiang Zhang (张爱强)²⁷ Feiyang Zhang (张飞洋)⁵⁷ Guoqing Zhang (张国庆)¹⁶ Haiqiong Zhang (张海琼)¹⁶
 Honghao Zhang (张宏浩)³¹ Jialiang Zhang (张家梁)⁷² Jiawen Zhang (张家文)¹⁶ Jie Zhang (张杰)¹⁶
 Jin Zhang (张金)⁵⁶ Jingbo Zhang (张景波)⁴⁶ Jinnan Zhang (张金楠)¹⁶ Peng Zhang (张鹏)¹⁶
 Qingmin Zhang (张清民)⁵² Shiqi Zhang (张石其)³¹ Shu Zhang (张澍)³¹ Tao Zhang (张涛)⁵⁷
 Xiaomei Zhang (张晓梅)¹⁶ Xin Zhang (张鑫)¹⁶ Xuanton Zhang (张玄同)¹⁶ Xueyao Zhang (张学尧)⁵⁵
 Yan Zhang (张岩)¹⁶ Yinhong Zhang (张银鸿)¹⁶ Yiyu Zhang (张易于)¹⁶ Yongpeng Zhang (张永鹏)¹⁶
 Yu Zhang (张宇)¹⁶ Yuanyuan Zhang (张圆圆)⁵⁷ Yumei Zhang (张玉美)³¹ Zhenyu Zhang (张振宇)²³
 Zhijian Zhang (张志坚)²⁶ Fengyi Zhao (赵凤仪)²⁸ Jie Zhao (赵洁)¹⁶ Rong Zhao (赵荣)³¹ Shujun Zhao (赵书俊)⁴²
 Tianchi Zhao (赵天池)¹⁶ Dongqin Zheng (郑冬琴)⁵⁰ Hua Zheng (郑华)²⁶ Yangheng Zheng (郑阳恒)⁶²
 Weirong Zhong (钟伟荣)⁵⁰ Jing Zhou (周静)⁵⁴ Li Zhou (周莉)¹⁶ Nan Zhou (周楠)⁶ Shun Zhou (周顺)¹⁶
 Tong Zhou (周彤)¹⁶ Xiang Zhou (周详)²³ Jiang Zhu (朱江)³¹ Kangfu Zhu (朱康甫)⁵² Kejun Zhu (朱科军)¹⁶
 Zhihang Zhu (朱志航)¹⁶ Bo Zhuang (庄博)¹⁶ Honglin Zhuang (庄红林)¹⁶ Liang Zong (宗亮)²⁷

Jiaheng Zou (邹佳恒)¹⁶

(JUNO Collaboration)

- ¹Pontificia Universidad Católica de Chile, Santiago, Chile
²IPHC, Université de Strasbourg, CNRS/IN2P3, F-67037 Strasbourg, France
³Pakistan Institute of Nuclear Science and Technology, Islamabad, Pakistan
⁴INFN Catania and Dipartimento di Fisica e Astronomia dell'Università di Catania, Catania, Italy
⁵East China University of Science and Technology, Shanghai, China
⁶University of Science and Technology of China, Hefei, China
⁷Joint Institute for Nuclear Research, Dubna, Russia
⁸INFN Sezione di Milano and Dipartimento di Fisica dell'Università di Milano, Milano, Italy
⁹Department of Physics, Faculty of Science, Chulalongkorn University, Bangkok, Thailand
¹⁰IJCLab, Université Paris-Saclay, CNRS/IN2P3, 91405 Orsay, France
¹¹Department of Physics and Earth Science, University of Ferrara and INFN Sezione di Ferrara, Ferrara, Italy
¹²INFN Milano Bicocca and University of Milano Bicocca, Milano, Italy
¹³INFN Sezione di Padova, Padova, Italy
¹⁴III. Physikalisches Institut B, RWTH Aachen University, Aachen, Germany
¹⁵Eberhard Karls Universität Tübingen, Physikalisches Institut, Tübingen, Germany
¹⁶Institute of High Energy Physics, Beijing, China
¹⁷SUBATECH, Université de Nantes, IMT Atlantique, CNRS-IN2P3, Nantes, France
¹⁸Univ. Bordeaux, CNRS, LP2I, UMR 5797, F-33170 Gradignan, France
¹⁹Department of Physics, National Taiwan University, Taipei
²⁰Dipartimento di Fisica e Astronomia dell'Università di Padova and INFN Sezione di Padova, Padova, Italy
²¹University of Roma Tre and INFN Sezione Roma Tre, Roma, Italy
²²Aix Marseille Univ, CNRS/IN2P3, CPPM, Marseille, France
²³Wuhan University, Wuhan, China
²⁴INFN Milano Bicocca and Politecnico di Milano, Milano, Italy
²⁵National United University, Miao-Li
²⁶Dongguan University of Technology, Dongguan, China
²⁷Tsinghua University, Beijing, China
²⁸Institute of Modern Physics, Chinese Academy of Sciences, Lanzhou, China
²⁹Institute of Physics, National Yang Ming Chiao Tung University, Hsinchu
³⁰North China Electric Power University, Beijing, China
³¹Sun Yat-Sen University, Guangzhou, China
³²Beijing Institute of Spacecraft Environment Engineering, Beijing, China
³³Universidade Estadual de Londrina, Londrina, Brazil
³⁴INFN Sezione di Perugia and Dipartimento di Chimica, Biologia e Biotechnologie dell'Università di Perugia, Perugia, Italy
³⁵Université Libre de Bruxelles, Brussels, Belgium
³⁶Department of Physics and Astronomy, University of California, Irvine, California, USA
³⁷Institute of Physics and EC PRISMA+, Johannes Gutenberg Universität Mainz, Mainz, Germany
³⁸Suranaree University of Technology, Nakhon Ratchasima, Thailand
³⁹Charles University, Faculty of Mathematics and Physics, Prague, Czech Republic
⁴⁰Lomonosov Moscow State University, Moscow, Russia
⁴¹Institute for Nuclear Research of the Russian Academy of Sciences, Moscow, Russia
⁴²School of Physics and Microelectronics, Zhengzhou University, Zhengzhou, China
⁴³University of Jyväskylä, Department of Physics, Jyväskylä, Finland
⁴⁴Technische Universität München, München, Germany
⁴⁵Wuyi University, Jiangmen, China
⁴⁶Harbin Institute of Technology, Harbin, China
⁴⁷Institute of Hydrogeology and Environmental Geology, Chinese Academy of Geological Sciences, Shijiazhuang, China
⁴⁸Forschungszentrum Jülich GmbH, Nuclear Physics Institute IKP-2, Jülich, Germany
⁴⁹Forschungszentrum Jülich GmbH, Central Institute of Engineering, Electronics and Analytics - Electronic Systems (ZEA-2), Jülich, Germany
⁵⁰Jinan University, Guangzhou, China
⁵¹Beijing Normal University, Beijing, China
⁵²Xi'an Jiaotong University, Xi'an, China
⁵³Institute of Experimental Physics, University of Hamburg, Hamburg, Germany
⁵⁴China Institute of Atomic Energy, Beijing, China
⁵⁵Shandong University, Jinan, China, and Key Laboratory of Particle Physics and Particle Irradiation of Ministry of Education, Shandong University, Qingdao, China
⁵⁶Guangxi University, Nanning, China
⁵⁷School of Physics and Astronomy, Shanghai Jiao Tong University, Shanghai, China
⁵⁸Yerevan Physics Institute, Yerevan, Armenia
⁵⁹Nankai University, Tianjin, China
⁶⁰Comenius University Bratislava, Faculty of Mathematics, Physics and Informatics, Bratislava, Slovakia
⁶¹College of Electronic Science and Engineering, National University of Defense Technology, Changsha, China
⁶²University of Chinese Academy of Sciences, Beijing, China
⁶³The Radiochemistry and Nuclear Chemistry Group in University of South China, Hengyang, China
⁶⁴Tsung-Dao Lee Institute, Shanghai Jiao Tong University, Shanghai, China

⁶⁵Jilin University, Changchun, China⁶⁶Xiamen University, Xiamen, China⁶⁷School of Physics, Peking University, Beijing, China⁶⁸Laboratori Nazionali di Frascati dell'INFN, Roma, Italy⁶⁹Institute of Electronics and Computer Science, Riga, Latvia⁷⁰Universidad Tecnica Federico Santa Maria, Valparaiso, Chile⁷¹Pontificia Universidade Catolica do Rio de Janeiro, Rio de Janeiro, Brazil⁷²Nanjing University, Nanjing, China⁷³National Astronomical Research Institute of Thailand, Chiang Mai, Thailand⁷⁴Chongqing University, Chongqing, China[#]Now at Istituto Superiore per la Protezione e la Ricerca Ambientale, 00144 Rome, Italy

Abstract: The Jiangmen Underground Neutrino Observatory (JUNO) is a large liquid scintillator detector designed to explore many topics in fundamental physics. In this study, the potential of searching for proton decay in the $p \rightarrow \bar{\nu}K^+$ mode with JUNO is investigated. The kaon and its decay particles feature a clear three-fold coincidence signature that results in a high efficiency for identification. Moreover, the excellent energy resolution of JUNO permits suppression of the sizable background caused by other delayed signals. Based on these advantages, the detection efficiency for the proton decay via $p \rightarrow \bar{\nu}K^+$ is $36.9\% \pm 4.9\%$ with a background level of $0.2 \pm 0.05(\text{syst}) \pm 0.2(\text{stat})$ events after 10 years of data collection. The estimated sensitivity based on 200 kton-years of exposure is 9.6×10^{33} years, which is competitive with the current best limits on the proton lifetime in this channel and complements the use of different detection technologies.

Keywords: proton decay, grand unified theories, JUNO, liquid scintillator detector

DOI: 10.1088/1674-1137/ace9c6

I. INTRODUCTION

To explain the observed cosmological matter-antimatter asymmetry, baryon number B violation is one of three basic ingredients for an initially symmetric universe [1]. The baryon number is necessarily violated in the Grand Unified Theories (GUTs) [2, 3], which can unify the strong, weak, and electromagnetic interactions into a single underlying force at a scale of $M_{\text{GUT}} \simeq 2 \times 10^{16}$ GeV. A general prediction of the GUTs is proton decay. However, no experimental evidence of proton decay, B -violating neutron decay, or neutron-antineutron oscillation has been found [4]. Fortunately, a new generation of underground experiments, JUNO [5, 6], Hyper-Kamiokande [7], and DUNE [8], with large target masses and different detection technologies will continue to search for proton decay and test the GUTs.

Among the many possible proton decay modes [4], $p \rightarrow e^+\pi^0$ and $p \rightarrow \bar{\nu}K^+$ are the two dominant modes predicted by most of the GUTs. The former is expected to be the leading mode in many GUTs, particularly in non-supersymmetric GUTs, which typically predict the lifetime of the proton to be approximately 10^{35} years [9]. In comparison, the decay mode $p \rightarrow \bar{\nu}K^+$ is favored by a number of supersymmetric GUTs. For these two decay modes, the best measured upper limits of proton partial lifetime are $\tau/B(p \rightarrow e^+\pi^0) > 2.4 \times 10^{34}$ years [10] and $\tau/B(p \rightarrow \bar{\nu}K^+) > 5.9 \times 10^{33}$ years [11] at the 90% C.L. from the Super-Kamiokande (Super-K) experiment, which uses a water Cherenkov detector.

Compared to water Cherenkov detectors, liquid scin-

tillator (LS) detectors have a distinct advantage in detecting the proton decay mode $p \rightarrow \bar{\nu}K^+$ [5, 12–14]. In this study, we investigate the sensitivity of the future LS detector, JUNO. Here, the decay gives rise to a three-fold coincidence feature in time, which is usually composed of a prompt signal by the energy deposit of K^+ , a short-delayed signal ($\tau = 12.38$ ns) by the energy deposit of the decay daughters of K^+ , and a long-delayed signal ($\tau = 2.2$ μ s) by the energy deposit of the final Michel electron. Using the time-correlated triple coincidence, the JUNO detector can effectively identify $p \rightarrow \bar{\nu}K^+$ and reject atmospheric neutrino backgrounds [14].

Preliminary studies have given a rough estimate of the sensitivity of JUNO to the proton decay mode $p \rightarrow \bar{\nu}K^+$ [5]. In this study, the JUNO potential based on a detailed detector performance analysis is investigated using Monte Carlo (MC) simulation. Sec. II briefly introduces the JUNO detector and its expected performance. In Sec. III, MC simulation of $p \rightarrow \bar{\nu}K^+$ and the atmospheric ν backgrounds is described. In Sec. IV, the multi-pulse fitting method and other selection criteria to discriminate $p \rightarrow \bar{\nu}K^+$ from the backgrounds are investigated. We present the expected sensitivity of JUNO to $p \rightarrow \bar{\nu}K^+$ in Sec. V. Finally, a conclusion is given in Sec. VI.

II. JUNO DETECTOR

JUNO is a multi-purpose neutrino observatory under construction in South China. As a low background observatory, it has a vertical overburden of 700 m of rock

(1800 m.w.e) to shield the detector from cosmic muons. Its central detector (CD) is a 12 cm thick acrylic sphere with a diameter of 35.4 m, containing a 20 kton LS. The CD is immersed in a cylindrical water pool and supported by a stainless steel lattice structure. Moreover, the CD is equipped with 17612 20-inch PMTs (LPMTs) and 25600 3-inch PMTs (SPMTs), which are uniformly distributed outside the acrylic sphere. 5000 LPMTs are dynode (DYN) PMTs produced by Hamamatsu Photonics K.K., whereas the remaining LPMTs are Micro Channel Plate (MCP) PMTs manufactured by North Night Vision Technology Co., Ltd. (NNVT) [15]. Their transit time spread (TTS) values are 1.1 ns and 5.0 ns, respectively, in σ according to the result of the PMT mass test [16]. The total photocathode coverage of the LPMT is around 75%. The SPMTs, which contribute another 2.5% of photocathode coverage, are also deployed to serve as an additional independent calorimeter. The TTS (σ) of the SPMTs has been measured to be approximately 1.5 ns [17]. For each MeV energy deposition in the LS when detecting low energy events, around 1.3×10^3 photonelectrons (PE) are expected to be received by the LPMTs.

A VETO system, including a Top Tracker (TT) detector and water Cherenkov PMT system, is designed to prevent the influence of cosmic muons. A TT detector is a plastic scintillator detector complex that partly covers the water pool and CD, which helps reject the cosmic muons passing it. The water Cherenkov PMT system is assembled on the outer surface of the stainless steel lattice structure and measures the Cherenkov light produced by the cosmic muons passing the water pool. The rejection ratio of cosmic muons is estimated to be more than 99%.

III. SIMULATION

To understand the behavior of $p \rightarrow \bar{\nu}K^+$ and discriminate it from the backgrounds in the JUNO detector, an MC simulation is performed in two steps: generator production and detector simulation. The generator of $p \rightarrow \bar{\nu}K^+$ and its backgrounds is produced with GENIE (version 3.0.2) [18], in which the primary processes of $p \rightarrow \bar{\nu}K^+$ and the atmospheric ν interactions in the LS are simulated. The detector simulation, which is a simulation of the final states of $p \rightarrow \bar{\nu}K^+$ and the atmospheric ν interaction in the JUNO detector, is processed in SNiPER [19], which is a Geant4 [20] based simulation software developed by the JUNO collaboration. All related optical processes, including the quenching effect, are considered. The profiles of the LS, including the fluorescence times can be found in Ref. [21]. In total, 10 k $p \rightarrow \bar{\nu}K^+$ (PD) events and 160 k atmospheric ν events are simulated with vertex positions uniformly distributed over the entire LS volume.

This study does not yet use full event reconstruction

of energy, position, and hit time information. Instead, they are smeared according to the expectation from the detector MC simulation and used as the inputs for further analysis. The visible energy (E_{vis}) is the energy deposition reconstructed from the number of PE received by the LPMTs. For a conservative consideration, it is smeared by $3\%/\sqrt{E_{\text{vis}}(\text{MeV})}$ when the energy deposition is smaller than 60 MeV and by a resolution of 1% when greater [22]. The position of the event is described by the center of energy deposition position, which is the averaged position weighted by the energy deposition each time. It is smeared by a Gaussian distribution with a resolution of 30 cm. In this study, the detected times of photon hits on the cathode of the SPMT are collected to form a hit time spectrum for each event, after the correction of photon time-of-flight (TOF) relative to the reconstructed deposition center. The TTS of the SPMTs is set randomly according to the measurement results introduced in Sec. II. The reason for not using the LPMTs is introduced in Sec. III.A.

A. Proton decay

Based on the JUNO LS components, the initial proton of $p \rightarrow \bar{\nu}K^+$ may originate from free protons (in hydrogen) or bound protons (in carbon). In free proton decay, the final states $\bar{\nu}$ and K^+ have fixed kinetic energies of 339 MeV and 105 MeV, respectively. According to a toy MC simulation with the corresponding monochromatic K^+ in the JUNO detector, it is found that 92.4% of K^+ will deposit all of their kinetic energy within 1.2 ns, which means a signal can be immediately found in the hit time spectrum. Then, these K^+ will stay at rest until decaying into their daughter particles after an average of 12.38 ns. K^+ has six main decay channels. The most dominant channels are $K^+ \rightarrow \mu^+\nu_\mu$ and $K^+ \rightarrow \pi^+\pi^0$, with branching ratios of 63.56% and 20.67%, respectively [4]. In the first channel, the produced μ^+ has a kinetic energy of 152 MeV and decays into a Michel electron with a lifetime of approximately 2.2 μs . The produced π^0 and π^+ in the second channel will decay into two gammas, a μ^+ and a ν_μ , respectively, and consequently produce a Michel electron. All daughter particles will deposit their kinetic energies immediately and give a second signal. After the TOF correction, the hit time spectrum of K^+ and the decay particles will form an overlapping double-pulse pattern. Given the relatively long lifetime of the muon, a later third pulse from the Michel electron, as a delayed feature of $p \rightarrow \bar{\nu}K^+$, will be found on the hit time spectrum. This triple coincidence, as introduced in Sec. I, is one of the most important features for distinguishing a $p \rightarrow \bar{\nu}K^+$ event from the backgrounds. This triple coincidence is illustrated in Fig. 1.

As introduced in Sec. II, both the LPMTs and SPMTs are used in JUNO. However, as shown in Fig. 2, they have different performances in hit time spectrum

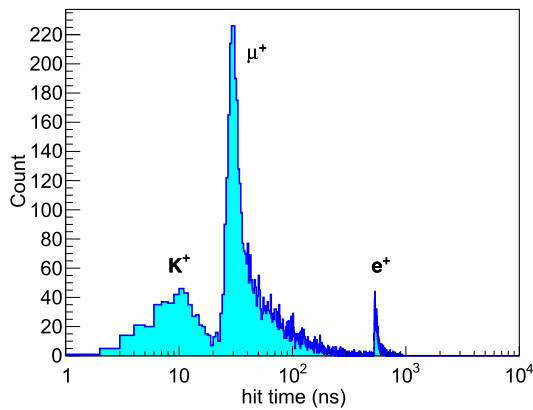
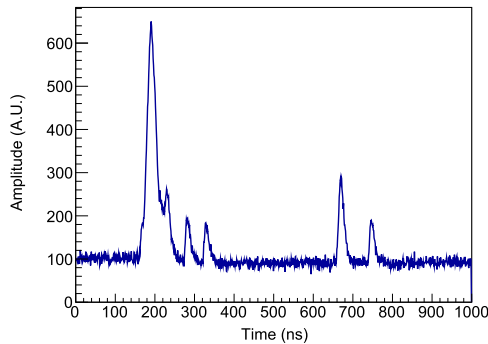
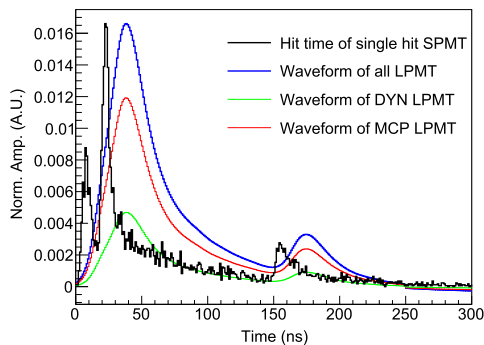


Fig. 1. (color online) Illustration of the hit time spectrum of a typical $p \rightarrow \bar{\nu}K^+$ event, containing the signals of K^+ , the decay daughter of K^+ (μ^+ in this event), and the Michel electron.



(a) Waveform of a LPMT acquired from the SNIPEr electronics simulation.



(b) Comparison of the LPMT waveform and SPMT hit time output from a typical $p \rightarrow \bar{\nu}K^+$ event after TOF correction.

Fig. 2. (color online) Simulated PMT output of a typical $p \rightarrow \bar{\nu}K^+$ event. The total visible energy of this event is 275 MeV, and K^+ decay occurs 13.7 ns after this. Photon hit time reconstruction is not easy to achieve when using LPMTs to detect a hundreds-of-MeV event. Therefore, an SPMT is used for hit time spectrum collection. More details can be found in the text.

the hit time of each PE) will be performed to obtain the hit time spectrum. For low energy events such as inverse β decay (IBD), hit time reconstruction is possible because only a few photons can be received by most LPMTs. However, a typical $p \rightarrow \bar{\nu}K^+$ event usually has an energy deposition of more than 200 MeV. In this case, many PEs would be received by the LPMTs in a few tens of ns (as shown in Fig. 2(a)), and hit time reconstruction would be difficult. As shown in Fig. 2(b), the overlapping of the first two pulses of the triple coincidence time feature would be smeared if hit time reconstruction is not performed. Thus, the LPMTs are not used to collect the hit time spectrum in this study. In comparison, considering that the receiving area of the SPMTs is around 1/40 times that of the LPMTs, most SPMTs will work in single hit mode in which the SPMTs are usually hit by a maximum of one PE. Advantageously, the triple coincidence time feature of $p \rightarrow \bar{\nu}K^+$ can be well preserved. Thus, only the SPMTs in single hit mode are used in this study to collect the hit time spectrum.

The protons bound in carbon nuclei are influenced by nuclear effects [11], including the nuclear binding energy, Fermi motion, and nucleon-nucleon correlation. The kinetic energies of the produced K^+ are smeared around 105 MeV, which is relative to that in the free proton case. In addition, the K^+ kinetic energy is also changed by final state interactions (FSIs). Before the K^+ escapes from the residual nucleus, it may interact with spectator nucleons and knock one of them out of the remaining nucleus. It can also exchange its charge with a neutron and turn into K^0 via $K^+ + n \rightarrow K^0 + p$. Furthermore, the de-excitation of the residual nucleus will produce γ , neutrons, or protons, etc. Obviously, FSIs and de-excitation processes will change the reaction products, which are crucial to a later analysis.

The GENIE generator (version 3.0.2) [18] is used to model these nuclear effects. Some corrections are made to the default GENIE. First, the nuclear shell structure is considered, which is not included in the default nuclear model of GENIE. A spectral function model, which provides a two-dimensional distribution of momentum k and the removal energy E_R for protons in ^{12}C , is applied to describe the initial proton states [23]. Then, the initial proton energy is determined by $E_p = m_p - E_R$, where m_p is the mass of a free proton. In this case, approximately 2.2% of the protons from ^{12}C cannot decay into $\bar{\nu}$ and K^+ because the corresponding proton invariant mass is smaller than the K^+ mass [24].

Second, we turn on the hadron-nucleon model in GENIE. The default GENIE uses the hadron-atom model to evaluate the FSIs, which takes less time but does not include the $K^+ + n \rightarrow K^0 + p$ interaction. Meanwhile, we modify the target nucleon energy and binding energy with $m_p - E_R$ (or $m_n - E_R$) and $E_B = E_R - k^2/(2M_{\text{NB}})$ [25], respectively. In addition, the fraction of K^+ -nucleon

collection. When an LPMT is triggered by a hit, the waveform will be digitized and recorded by the electronics. Then, hit time reconstruction (from the waveform to

charge exchange and elastic scattering interactions is corrected in terms of the numbers of spectator protons and neutrons in the remaining nucleus. With all these modifications, we finally obtain a distribution of the K^+ kinetic energies, as shown in Fig. 3. The charge exchange probability is approximately 1.7% for $p \rightarrow \bar{\nu}K^+$ in ^{12}C according to the results of the modified GENIE.

Third, all residual nuclei in the default GENIE are generated in the ground state; thus, no de-excitation processes are considered. The TALYS (version 1.95) software [26] is then applied to estimate the de-excitation processes due to the excitation energy E_x . E_x of the residual nucleus can be calculated through $E_x = M_{\text{inv}} - M_R$, where M_{inv} and M_R are the corresponding invariant and static masses, respectively. For $p \rightarrow \bar{\nu}K^+$ in ^{12}C , $^{11}\text{B}^*$, $^{10}\text{B}^*$, and $^{10}\text{Be}^*$ account for 90.9%, 5.1%, and 3.1% of the residual nuclei, respectively. Among these residual nuclei, $^{10}\text{B}^*$ and $^{10}\text{Be}^*$ originate from the final state interactions between K^+ and one of the nucleons in $^{11}\text{B}^*$. The de-excitation modes and corresponding branching ratios of the residual nuclei $^{11}\text{B}^*$, $^{10}\text{B}^*$, and $^{10}\text{Be}^*$ have been reported in Ref. [24].

According to the results, many de-excitation processes can produce neutrons. In the case of $s_{1/2}$ proton decay, the dominant de-excitation modes of the $^{11}\text{B}^*$ states, including $n + ^{10}\text{B}$, $n + p + ^9\text{Be}$, $n + d + ^8\text{Be}$, $n + \alpha + ^6\text{Li}$, and $2n + p + ^8\text{Be}$, will contribute to a branching ratio of 45.8% [24]. Approximately 56.5% of highly excited $^{11}\text{B}^*$ states can directly emit one or more neutrons from their exclusive de-excitation modes. In addition, non-exclusive de-excitation processes and the de-excitation modes of $d + ^9\text{Be}$ and $d + \alpha + ^5\text{He}$ can also produce neutrons [24]. Most of these neutrons give a 2.2 MeV γ from neutron capture in the JUNO LS, which influences the setting of the criteria (introduced in Section. IV.B).

B. Backgrounds

The dominant backgrounds of $p \rightarrow \bar{\nu}K^+$ are caused by

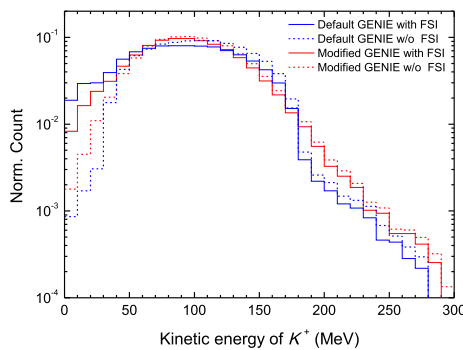


Fig. 3. (color online) K^+ kinetic energy distributions for $p \rightarrow \bar{\nu}K^+$ in ^{12}C with (solid line) and without (dashed line) the FSIs from the default (blue) and modified (red) GENIE.

atmospheric ν and cosmic muons because the deposited energy of $p \rightarrow \bar{\nu}K^+$ events are usually larger than 100 MeV. Cosmic muons originate from the interaction between cosmic rays and the atmosphere. The produced cosmic muons usually have a very high energy and produce obvious Cherenkov light when passing through the water pool outside the JUNO CD. With the VETO system, JUNO is expected to discriminate more than 99% of cosmic muons. The muons not detected by the VETO system usually clip the corner of the water pool with a very low energy deposited and few Cherenkov photons produced and therefore escape from the watch of the VETO system. Thus, most VETO survived cosmic muons leave no signal in the CD and will not be background for $p \rightarrow \bar{\nu}K^+$ observations. For the muons that are VETO survived, producing entering and leaving signals in the CD, the energy deposition processes are mainly caused by the energetic primary muon. Consequently, with the visible energy, VETO, and volume selection, as well as the expected triple coincidence feature selection, this type of background is considered negligible. Therefore, the main background discussed in this paper arises from atmospheric ν events.

The expected number of observed atmospheric ν events is calculated with the help of the atmospheric ν fluxes at the JUNO site [27], the neutrino cross sections from GENIE [18], and the best-fit values of the oscillation parameters in the case of the normal hierarchy [4]. The JUNO LS detector will observe 36 k events over ten years. We use GENIE in its default configuration to generate 160 k atmospheric ν events, which corresponds to 44.5 years of JUNO data collection or 890 kton-years exposure mass. Each atmospheric ν event has a weight value, which indicates the possibility of this event occurring for JUNO's 200 kton-years exposure considering neutrino oscillation. Then, these atmospheric ν events are simulated in SNI_{PER} as our sample database.

Atmospheric ν events can be classified into the following four categories [28]: charged current quasi-elastic scattering (CCQE), neutral current elastic scattering (NCES), pion production, and kaon production. The categories and their ratios are shown in Table 1. The most dominant backgrounds in the energy range of $p \rightarrow \bar{\nu}K^+$ (sub-GeV) are formed by elastic scattering, including CCQE and NCES events. The final states of the elastic scattering events usually deposit all of their energy immediately, eventually followed by a delayed signal. Consequently, requiring a triple coincidence feature effectively suppresses these two categories of backgrounds.

Other significant backgrounds are CC and NC pion production, which are caused by single pion resonant interactions and coherent pion interactions, respectively. The produced pions decay into muons with an average time of 26 ns. These muons, together with those produced in CC pion production, consequently produce

Table 1. Categories of atmospheric ν backgrounds. The data are summarized based on the results of GENIE and SNiPER.

Type	Ratio (%)	Ratio with E_{vis} in [100 MeV, 600 MeV] (%)	Interaction	Signal characteristics
NCES	20.2	15.8	$\nu + n \rightarrow \nu + n, \nu + p \rightarrow \nu + p$	Single pulse
CCQE	45.2	64.2	$\bar{\nu}_l + p \rightarrow n + l^+, \nu_l + n \rightarrow p + l^-$	Single pulse
Pion Production	33.5	19.8	$\nu_l + p \rightarrow l^- + p + \pi^+, \nu + p \rightarrow \nu + n + \pi^+$	Approximate single pulse (Second pulse too low)
Kaon Production	1.1	0.2	$\nu_l + n \rightarrow l^- + \Lambda + K^+, \nu_l + p \rightarrow l^- + p + K^+$	Double pulse

Michel electrons. It can be found that pion-production events may feature a triple coincidence in time, similar to the search for $p \rightarrow \bar{\nu}K^+$. However, the muon contributing to the second pulse of the triple coincidence has a kinetic energy of 4 MeV, which is too small compared to the total energy deposition.

Atmospheric ν interactions with pion production have a greater possibility of producing the accompanying nucleons. Some of the created energetic neutrons have a small probability to propagate freely for more than 10 ns in the LS. In this case, the neutron interaction can cause a sufficiently large second pulse. Therefore, pion production events with an energetic neutron, for example, $\nu + p \rightarrow \nu + n + \pi^+$, can mimic the signature of $p \rightarrow \bar{\nu}K^+$. In fact, the $\bar{\nu}_\mu$ CC quasi-elastic scattering $\bar{\nu}_\mu + p \rightarrow n + \mu^+$ can also contribute to this type of background. It should be noted that this type of event was not observed by KamLAND [14]. However, because of its larger target mass and proton exposure compared to KamLAND, it is possible for JUNO to observe these backgrounds. Because the energetic neutron usually breaks up the nucleus and produces many neutrons, a large amount of neutron capture can be used to suppress this type of background.

Another possible source of background is resonant and non-resonant kaon production (with or without Λ). The visible energy distribution of the kaon is shown in Fig. 4. The Nuwro generator [29] is applied to help estimate the non-resonant kaon production because this type of event is not included in GENIE owing to strangeness number conservation. Based on the results of the simulation, this type of background has a negligible contribution in the relevant energy range (smaller than 600 MeV), which is similar to the LENA [13] and KamLAND [14] conclusions.

IV. ANALYSIS

To quantify the performance of background discrimination, we design a series of selection criteria to evaluate the detection efficiency of $p \rightarrow \bar{\nu}K^+$ and the corresponding background rate based on the simulation data sample. According to the physics mechanisms introduced in the previous section, the key part of the selections is based on the triple coincidence signature in the hit time spectrum. Many beneficial studies searching for pro-

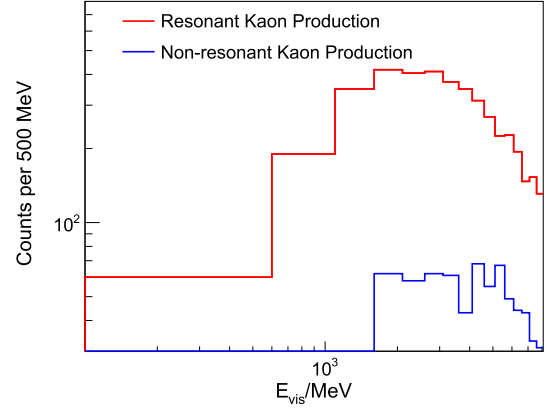


Fig. 4. (color online) Visible energy distribution of kaon production from atmospheric ν backgrounds. According to the plot, the resonant kaon production has a negligible contribution and the non-resonant background can be eliminated, with an upper E_{vis} cut at 600 MeV.

ton decay with an LS detector have been discussed by the LENA group and performed by the KamLAND collaboration [13, 14]. However, the situation in JUNO is more challenging because of the considerably larger detector mass compared to KamLAND. Owing to the relative masses, in ten years, the detected number of atmospheric ν would be approximately 20 times that of the KamLAND experiment. Therefore, more stringent selection criteria must be defined to suppress background to a level that is at least as low as that of KamLAND. Besides the common cuts on energy, position, and temporal features, additional criteria must be explored. For the JUNO detector, a possible additional way to distinguish $p \rightarrow \bar{\nu}K^+$ is using delayed signals, including the Michel electron and neutron capture gammas.

A. Basic selections

Basic event selection uses only the most apparent features of the decay signature. The first variable considered is the visible energy of the event. The visible energy of $p \rightarrow \bar{\nu}K^+$ originates from the energy deposition of K^+ and its decay daughters. The average energy deposition of K^+ is 105 MeV, whereas that of the decay daughters is 152 MeV and 354 MeV in the two dominant K^+ decay channels. Therefore, as illustrated in Fig. 5, the visible energy of $p \rightarrow \bar{\nu}K^+$ is mostly concentrated in the range

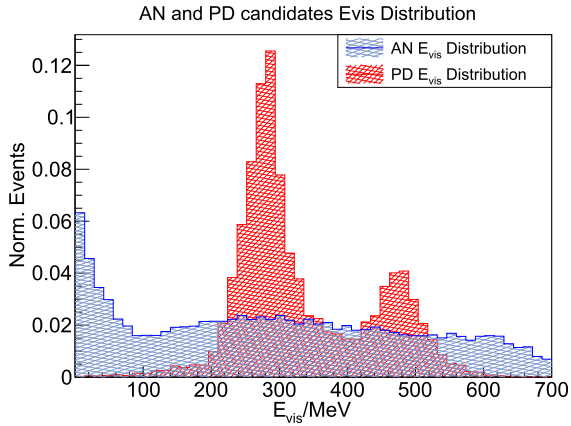


Fig. 5. (color online) Visible energy distributions of $p \rightarrow \bar{\nu}K^+$ (PD) and atmospheric ν (AN) events.

$200 \text{ MeV} \leq E_{\text{vis}} \leq 600 \text{ MeV}$, which is comparable to that of the atmospheric ν backgrounds. Nearly half of the atmospheric ν events in the simulated event sample can be rejected with the E_{vis} cut, whereas the $p \rightarrow \bar{\nu}K^+$ survival rate is more than 94.6%. The left and right peaks mainly correspond to the $K^+ \rightarrow \mu^+ \nu_\mu$ and $K^+ \rightarrow \pi^+ \pi^0$ decay channels, respectively.

In the second step, if the CD is triggered, the VETO detector must be quiet in two consecutive trigger windows of 1000 ns, which are before and after the prompt signals. In this way, most muons can be removed, and the remaining muons usually pass through the CD near its surface. The remaining muons usually have smaller visible energies and shorter track lengths. Thus, the track of the remaining muons should be closer to the boundary of the CD. Consequently, they can be further removed by a volume cut. The volume within $R_V \leq 17.5 \text{ m}$ is defined as the fiducial volume of the JUNO detector in $p \rightarrow \bar{\nu}K^+$ searches; therefore, the fiducial volume cut efficiency is

96.6% and will be counted into the selection efficiency.

As shown in Table 2, after the basic cuts

(Cut-1): visible energy $200 \text{ MeV} \leq E_{\text{vis}} \leq 600 \text{ MeV}$,

(Cut-2-1): VETO system is not triggered in 1000 ns windows before and after the prompt signals,

(Cut-2-2): volume cut is set as $R_V \leq 17.5 \text{ m}$,

the survival rate of $p \rightarrow \bar{\nu}K^+$ in the simulated signal sample is 93.7%, whereas that of the atmospheric ν events is 29.9% from the total atmospheric ν events. Further selection methods are required to reduce the atmospheric ν background.

B. Delayed signals and event classification

Owing to its good energy and time resolution, JUNO can measure the delayed signals of $p \rightarrow \bar{\nu}K^+$ and atmospheric ν events, including the Michel electron and neutron capture. Approximately 95% of $p \rightarrow \bar{\nu}K^+$ is followed by a Michel electron, whereas only 50% of the background events exhibit a delayed signal after the basic selections. On the other hand, $p \rightarrow \bar{\nu}K^+$ on average has a smaller number of captured neutrons per event than the atmospheric ν events. Criteria can be set to further reduce the remaining background after the basic selection based on the differences between the characteristics of the delayed signals.

The Michel electron is the product of muon decay with a kinetic energy of up to 52.8 MeV, and the muon lifetime is 2.2 μs . For Michel electron signals, we can obtain the visible energy E_M , the correlated time difference ΔT_M to the prompt signal, and the correlated distance ΔL_M to the deposition center of the prompt signal from the MC simulation. Based on the physical properties of $p \rightarrow \bar{\nu}K^+$ and background events, it is assumed that

Table 2. Detection efficiencies of $p \rightarrow \bar{\nu}K^+$ and the number of atmospheric ν backgrounds after each selection criterion. The total number of atmospheric ν backgrounds simulated is 160 k, which corresponds to an exposure of 890 kton-years.

Criteria	Survival rate of $p \rightarrow \bar{\nu}K^+$ (%)			Survival count (fraction) of atmospheric ν		
	Sample 1	Sample 2	Sample 3	Sample 1	Sample 2	Sample 3
Basic selection	E_{vis}	94.6		51299 (32.1%)		
	R_V		93.7	47849 (29.9%)		
Delayed signal selection	N_M	74.4	4.4	20739 (13.0%)		1143 (0.7%)
	ΔL_M	67.0	4.4	13796 (8.6%)		994 (0.6%)
	N_n	48.4	17.9	5403 (3.4%)	6857 (4.3%)	–
	ΔL_n	–	16.6	–	4472 (2.8%)	–
Time character selection	R_χ	45.9	9.0	4326 (2.7%)	581 (0.4%)	716 (0.4%)
	ΔT	28.3	7.7	121 (0.07%)	18 (0.01%)	30 (0.02%)
	E_1, E_2	27.4	7.3	1 (0.0006%)	0	0
Total		36.9			1	

JUNO can fully identify a Michel electron with $10\text{MeV} < E_M < 54\text{ MeV}$ and $150\text{ns} < \Delta T_M < 10000\text{ ns}$. In this case, the efficiency of distinguishing Michel electrons is 89.2%. The lower limit of E_M is set to avoid the influence of low energy backgrounds, such as natural radioactivity. Fig. 6 shows the distributions of N_M and ΔL_M of identified Michel electrons for $p \rightarrow \bar{\nu}K^+$ and atmospheric ν events. Approximately 5.58% of the $p \rightarrow \bar{\nu}K^+$ events exhibit $N_M = 2$ Michel electrons, which corresponds to the K^+ decay channel $K^+ \rightarrow \pi^+\pi^+\pi^-$. For the $N_M = 2$ case, ΔL_M is taken to be the average value of two correlated distances. It is clear that proton decay has a smaller ΔL_M on average than the backgrounds. We can consequently use ΔL_M to reduce the atmospheric ν backgrounds by applying the criteria

(Cut-3): tagged Michel electron number $1 \leq N_M \leq 2$,

(Cut-4): correlated distance $\Delta L_M \leq 80\text{ cm}$

in the remaining proton decay candidates after the basic selection. It can be found that 71.4% of $p \rightarrow \bar{\nu}K^+$ and

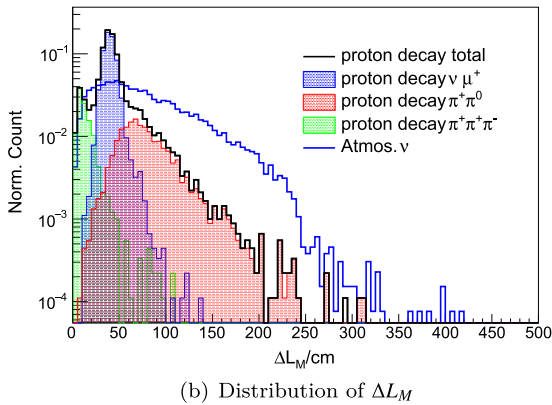
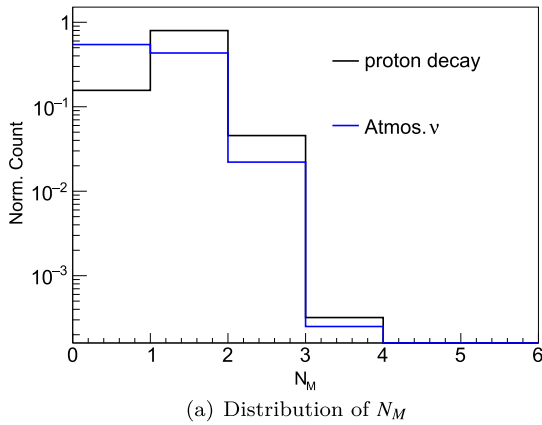


Fig. 6. (color online) N_M and ΔL_M distributions of identified Michel electrons for $p \rightarrow \bar{\nu}K^+$ and atmospheric ν events with the basic selection and the selection of the time and energy properties of Michel electrons. Unit area normalization is used.

9.2% of atmospheric ν events survive in the simulated event samples.

Similar to the Michel electron, neutron capture is another potential selection criterion. Here, we assume that the delayed neutron capture signal can be fully identified by requiring the visible energy to lie within $1.9\text{MeV} \leq E_n \leq 2.5\text{ MeV}$ and the correlated time difference to be $1\text{ }\mu\text{s} \leq \Delta T_n \leq 2.5\text{ ms}$. In this way, 89.5% of the neutrons produced by atmospheric ν events can be distinguished. Fig. 7 shows the identified neutron distributions of $p \rightarrow \bar{\nu}K^+$ signals and backgrounds after the basic selections. The proton decay events have a smaller N_n on average than the atmospheric ν events. Therefore, we use the selection cut $N_n \leq 3$ to suppress the background. As shown in Fig. 7, the distance ΔL_n , which is defined similar to ΔL_M , can also be a powerful tool to reduce the backgrounds. Thus, a cut of $\Delta L_n \leq 70\text{ cm}$ is required. Note that the criteria on N_n and ΔL_n can reduce an important class of backgrounds, namely, events with a high energy neutron in the final state of the primary atmospheric ν interaction. Such a high energy neutron has a small probability of not losing its energy within 10 ns until it interacts with the LS to give a second pulse. If the final states include μ^\pm or π^+ , this background event will mimic the

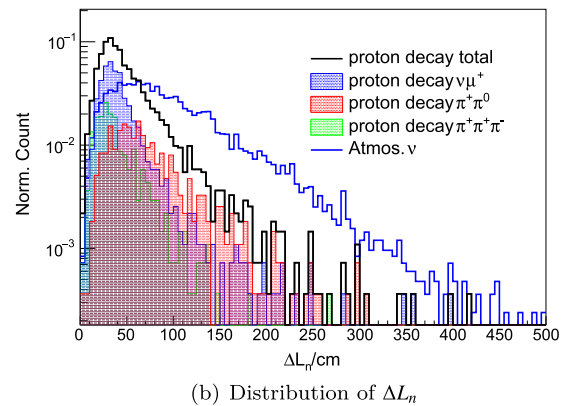
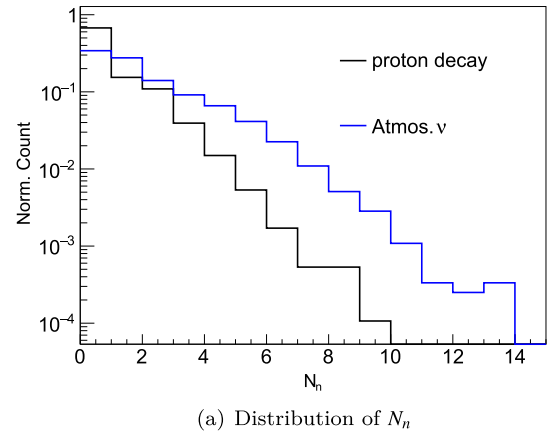


Fig. 7. (color online) N_n and ΔL_n distributions of identified neutron capture for $p \rightarrow \bar{\nu}K^+$ and atmospheric ν events with the basic selection. Unit area normalization is used.

three fold coincidence of $p \rightarrow \bar{\nu}K^+$. Because a high energy neutron usually produces more neutrons and larger ΔL_n , we choose the cuts

(Cut-5): tagged neutron number $N_n \leq 3$ for $N_M = 1$,

(Cut-6): $\Delta L_n \leq 70$ cm if $N_M = 1$ and $1 \leq N_n \leq 3$,

to suppress this type of background.

Based on the above discussions on delayed signals, we naturally classify the MC events into the following three samples:

Sample 1: $N_M = 1, \Delta L_M \leq 80$ cm, $N_n = 0$;

Sample 2: $N_M = 1, \Delta L_M \leq 80$ cm, $1 \leq N_n \leq 3, \Delta L_n \leq 70$ cm;

Sample 3: $N_M = 2, \Delta L_M \leq 80$ cm.

The survival rate of $p \rightarrow \bar{\nu}K^+$ and the atmospheric ν events in the simulation can be found in Table 2. Approximately 6.8% of the total atmospheric ν events would survive, requiring further selection methods to reduce the background.

C. Multi-pulse fitting

As introduced in Sec. III.A, a $p \rightarrow \bar{\nu}K^+$ event usually has a triple coincidence signature on its hit time spectrum. The first two pulses of the triple coincidence overlap each other in terms of the decay time of K^+ , which is a distinctive feature of $p \rightarrow \bar{\nu}K^+$ compared to the atmospheric ν backgrounds. This means that $p \rightarrow \bar{\nu}K^+$ can be distinguished from the backgrounds according to the characteristics of the overlapping double pulses. Therefore, the hit time spectrum is studied further using the

multi-pulse fitting method [14] to reconstruct the time difference and energy of K^+ and its decay daughters.

For each event, its hit time spectrum can be fitted with double-pulse $\phi_D(t)$ and single-pulse $\phi_S(t)$ templates of the hit time t ,

$$\phi_D(t; \epsilon_K, \epsilon_i, a, \Delta T) = \epsilon_K \phi_K(t) + \epsilon_i \phi_i[a(t - \Delta T)], \quad (1)$$

$$\phi_S(t; \epsilon_S) = \epsilon_S \phi_{AN}(at), \quad (2)$$

where $\phi_K(t)$ is the TOF-corrected template of K^+ , $\phi_i(t)$ is that of a decay daughter of K^+ , and $i = \mu$ and π refer to the two dominant decay channels $K^+ \rightarrow \mu^+ \nu_\mu$ for $E_{\text{vis}} \leq 400$ MeV and $K^+ \rightarrow \pi^+ \pi^0$ otherwise, respectively. These templates are produced by the MC simulations in which the particles are processed by SNIPEr with their corresponding kinetic energies. $\phi_{AN}(t)$ is the template of the backgrounds, generated as the average spectrum of all the atmospheric ν events with energy depositions from 200 to 600 MeV. Owing to the influence of reflection, the hit time spectrum is widened when the energy deposition center is close to the boundary. To deal with this effect, the templates are separately produced in the inner (< 15 m) and outer volumes (> 15 m) and applied to the fitting of events in the corresponding volumes.

In Eqs. (1) and (2), ΔT is the correlated time difference of the delayed component, a is a scaling factor to account for shape deformation of the second pulse caused by the electromagnetic showers, and ϵ_K, ϵ_i , and ϵ_S are the corresponding energy factors. They are free parameters in the fitting. For illustration, we use Eq. (1) to fit two typical events, as shown in Fig. 8.

After fitting the hit time spectra with the templates of Eqs. (1) and (2), we calculate χ^2 of the double and single

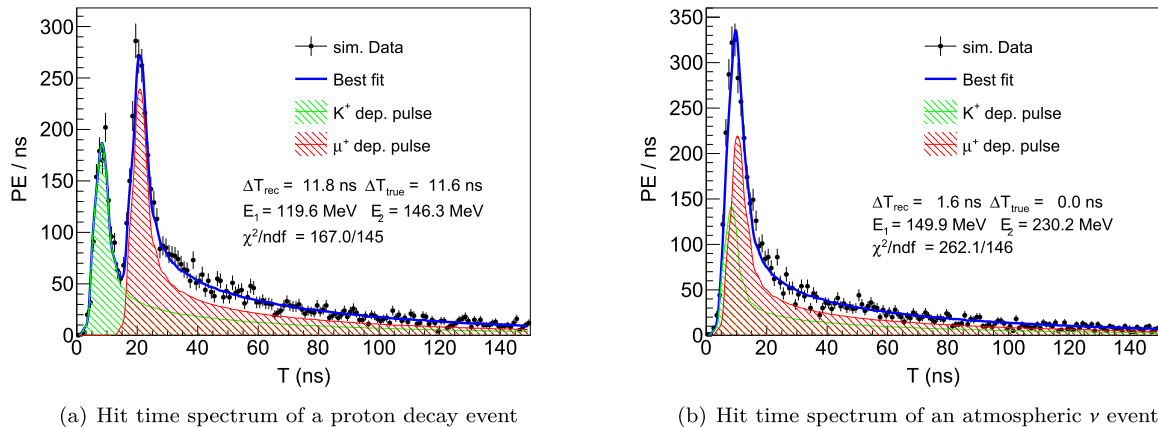


Fig. 8. (color online) Illustration of multi-pulse fitting to the hit time spectra of a proton decay event (left) and an atmospheric ν event (right). The x axis is the hit time after TOF correction. The black dots indicate the observed spectrum from the simulation. The blue line is the fitting result. The green and red filled histograms are the fitted result of the two components in the hit time spectrum, contributed by the K^+ and K^+ decay daughters.

pulse fittings using

$$\chi_D^2 = \sum \frac{[\phi(t) - \phi_D(t)]^2}{\sigma^2[\phi(t)]}, \quad (3)$$

$$\chi_S^2 = \sum \frac{[\phi(t) - \phi_S(t)]^2}{\sigma^2[\phi(t)]}, \quad (4)$$

where $\sigma^2[\phi(t)]$ is the sample variance of the observed spectrum $\phi(t)$ at the t -th bin. The χ^2 ratio $R_\chi \equiv \chi_S^2/\chi_D^2$ is taken as a further selection criterion. From the double-pulse fitting using Eq. (1), the energies E_1 and E_2 of the overlapping double pulses from the depositions of the postulated K^+ and its decay daughters are calculated from ϵ_K , ϵ_i , and a introduced in Eq. (1),

$$E_1 = \frac{\epsilon_K T_K}{\epsilon_K T_K + \epsilon_i T_i / a} E_{\text{fit}} \quad (5)$$

$$E_2 = \frac{\epsilon_i T_i / a}{\epsilon_K T_K + \epsilon_i T_i / a} E_{\text{fit}}, \quad (6)$$

where $T_K = 105$ MeV is the initial kinetic energy of K^+ from the free proton decay. $T_\mu = 152$ MeV and $T_\pi = 354$ MeV are the initial kinetic energies of the muon and pion from the K^+ decay at rest. The fitted total energy is defined as $E_{\text{fit}} = E_{\text{vis}} - \sum E_M - \sum E_n$, which is the visible energy minus the energies of Michel electrons and neutron capture.

The way to select $p \rightarrow \bar{\nu}K^+$ from the atmospheric ν backgrounds according to the parameters acquired above is introduced next. In Fig. 9, we plot the R_χ distributions for proton decay and the atmospheric ν events after applying the selections from Cut-1 to Cut-6. We find that R_χ is a tool to reject the background. In fact, R_χ can be regarded as an indicator that the fitted event tends to be a double pulse overlapping event or a single pulse event. The larger the R_χ , the stronger it tends to be an event with two pulses overlapping in the hit time spectrum. A cut of $R_\chi > 1$ can be applied to roughly perform the selection. If $R_\chi > 1$, this fitted event may be preliminarily identified as a proton decay candidate. Otherwise, it would be rejected as a background candidate. However, a general cut of R_χ is not justified to the three samples defined at the end of Sec. IV.B. Compared to Sample 1, which is composed of the common $p \rightarrow \bar{\nu}K^+$ and atmospheric ν events, Sample 2 is additionally composed of background events with energetic neutrons, as introduced in Sec. III.B. The second pulse caused by an energetic neutron gives these atmospheric ν events a fake double pulse overlapping shape in the hit time spectrum. A stricter requirement on R_χ is consequently necessary to reduce the background. K^+ produced in the $p \rightarrow \bar{\nu}K^+$ events in Sample 3 decays via $K^+ \rightarrow \pi^+\pi^+\pi^-$ owing to the cut on the number of Michel

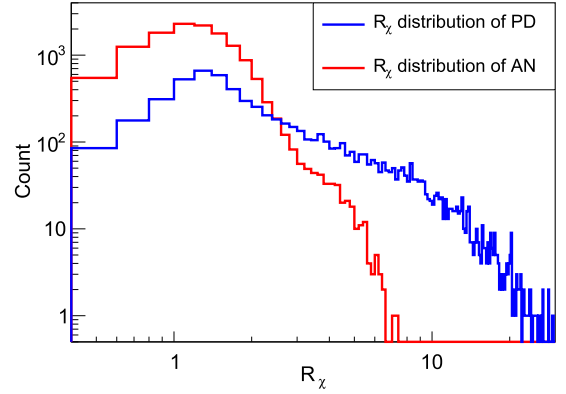


Fig. 9. (color online) Distributions of the χ^2 ratio $R_\chi \equiv \chi_S^2/\chi_D^2$ from $p \rightarrow \bar{\nu}K^+$ (PD) and atmospheric ν (AN) events after the basic and delayed signal selections.

electrons $N_M = 2$. As a result, $p \rightarrow \bar{\nu}K^+$ should be easier to distinguish from the backgrounds with $N_M = 2$. Therefore it is reasonable to set a less stringent cut on R_χ to maintain a high detection efficiency. Consequently, R_χ will be set separately for the three samples. To sufficiently reject atmospheric ν backgrounds, we require

$$\text{(Cut-7-1): } R_\chi > 1.1 \text{ for Sample 1,}$$

$$\text{(Cut-7-2): } R_\chi > 2.0 \text{ for Sample 2,}$$

$$\text{(Cut-7-3): } R_\chi > 1.0 \text{ for Sample 3.}$$

The distributions of fitted ΔT are shown in Fig. 10(a), where a rough cut of $R_\chi > 1$ is applied to $p \rightarrow \bar{\nu}K^+$ and the backgrounds. From the figure, we find that ΔT for the remaining backgrounds, which are mis-identified as $p \rightarrow \bar{\nu}K^+$ candidates, are mostly distributed at small ΔT because atmospheric ν events are usually a single pulse. Meanwhile, when K^+ decays in a few nanoseconds, the fitting has low efficiency because both components are too close to be distinguished from each other (as shown in Fig. 10(b)). Consequently, ΔT is required as

$$\text{(Cut-8): correlated time difference should be } \Delta T \geq 7 \text{ ns.}$$

Regarding the kinematics of K^+ and its decay daughters, the sub-energy E_1 should be distributed from 0 to more than 200 MeV, with an average of 105 MeV, whereas E_2 should be fixed around 152 MeV or 354 MeV depending on the decay mode. As shown in Fig. 11, we plot the correlated sub-energy deposition distributions of $p \rightarrow \bar{\nu}K^+$ and the background events. Two obvious groups can be observed in the left panel, corresponding to the two dominant decay channels of K^+ . Only a small group of atmospheric ν events remains in the bottom right corner of the right panel of Fig. 11, which originates from the mis-identification of a tiny second peak. It is clear that a box selection on E_1 and E_2 can effi-

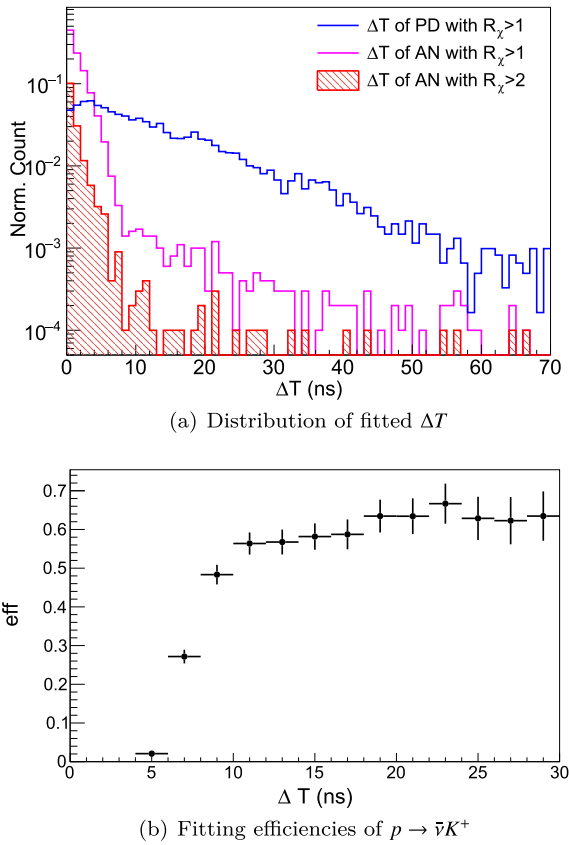


Fig. 10. (color online) ΔT distribution and fitting efficiencies. (a) Distribution of fitted ΔT (Eq. (1)) of $p \rightarrow \bar{\nu}K^+$ (PD, in blue) and atmospheric ν (AN, red filled and pink) events with different R_χ cuts after the basic and delayed signal selections. (b) Fitting efficiencies for $p \rightarrow \bar{\nu}K^+$ with different true ΔT (K^+ decay time). The efficiencies are low when K^+ decays within several ns because both pulse components are too close.

ciently reject the atmospheric ν backgrounds. Therefore, the selections

$$\text{(Cut-9-1): } 30 \text{ MeV} \leq E_1 \leq 200 \text{ MeV},$$

$$\text{(Cut-9-2): } 100 \text{ MeV} \leq E_2 \leq 410 \text{ MeV},$$

are required. The lower boundary of E_1 is set to avoid the influence of the coincidence with low energy events, such as reactor antineutrinos or radioactive backgrounds.

The detection efficiencies under each selection criterion are listed in Table 2, where the number of remaining backgrounds are also shown, from which the elimination power of each criterion can be found. After applying these criteria, the total efficiency for $p \rightarrow \bar{\nu}K^+$ is estimated to be 36.9%, and only one event in Sample 1 remains from the simulated 160 k atmospheric ν events (corresponding to an exposure of 890 kton-years or an exposure time of 44.5 years at the JUNO site). Because the volume cut in the basic selections provides a selection efficiency of 96.6% to the total efficiency, it will not be

counted in the exposure mass calculation. The three samples contribute 27.4%, 7.3%, and 2.2% of the detection efficiencies, respectively. Considering the statistical error and weighting value, which accounts for the oscillation probability, the background level corresponds to 0.2 events, which is scaled to 10 years of data collection by JUNO.

V. SENSITIVITIES AND UNCERTAINTIES

The detection efficiency uncertainties of $p \rightarrow \bar{\nu}K^+$ are estimated and shown in Table 3. The statistical uncertainty is estimated to be 1.6% in the MC simulation. So far, we have been using the ideal setting for position reconstruction (30 cm for the energy deposition center position uncertainty without bias). Considering the performance of the vertex reconstruction algorithm, it is assumed that the residual bias of the position reconstruction of $p \rightarrow \bar{\nu}K^+$ is 10 cm. In this case, the efficiency uncertainty caused by a volume cut of 17.5 m is 1.7%.

Another important systematic uncertainty on the detection efficiency arises from the inaccuracy of the nuclear model, which influences the ratio of the accompanying particles of $p \rightarrow \bar{\nu}K^+$. To estimate this uncertainty, another $p \rightarrow \bar{\nu}K^+$ sample base is simulated with the FSI and de-excitation processes of the residual nucleus disabled. After applying all criteria, the difference in the detection efficiency is found to be 6.8%, which is the estimated uncertainty from the nuclear model.

The dominant uncertainty originates from the energy deposition model. Owing to the lack of studies on sub-GeV particle behavior, especially the quenching effect of hundreds of MeV K^+ in LAB based LS, the deposition simulation in the LS detector might be inaccurate. Therefore, the simulated waveform of the hit time spectrum may differ from the real one. According to the study of KamLAND [14], this type of uncertainty is estimated as 11.1%. We conservatively use this value considering the similar detection method. Therefore, the uncertainty of the proton lifetime is estimated as 13.2%, considering all the sources introduced above.

The uncertainties of the background level in ten years is composed of two parts. The first is the systematic uncertainty contributed by the uncertainty of the atmospheric neutrino flux (20%) and atmospheric neutrino interaction cross-section (10%) [5]. Another uncertainty originates from the number N_n of neutron capture, which can be affected by the secondary interactions of the hadronic daughter particles of atmospheric neutrino events in the LS. This is estimated as 10% assuming the same uncertainty as Super-K [30]. The statistic uncertainty is estimated following the $1/\sqrt{N}$ rule. Considering that only one event survives in the selection, it is calculated as ± 0.2 in ten years. With 160 k events in the current MC simulation, this is difficult to improve because it will consume

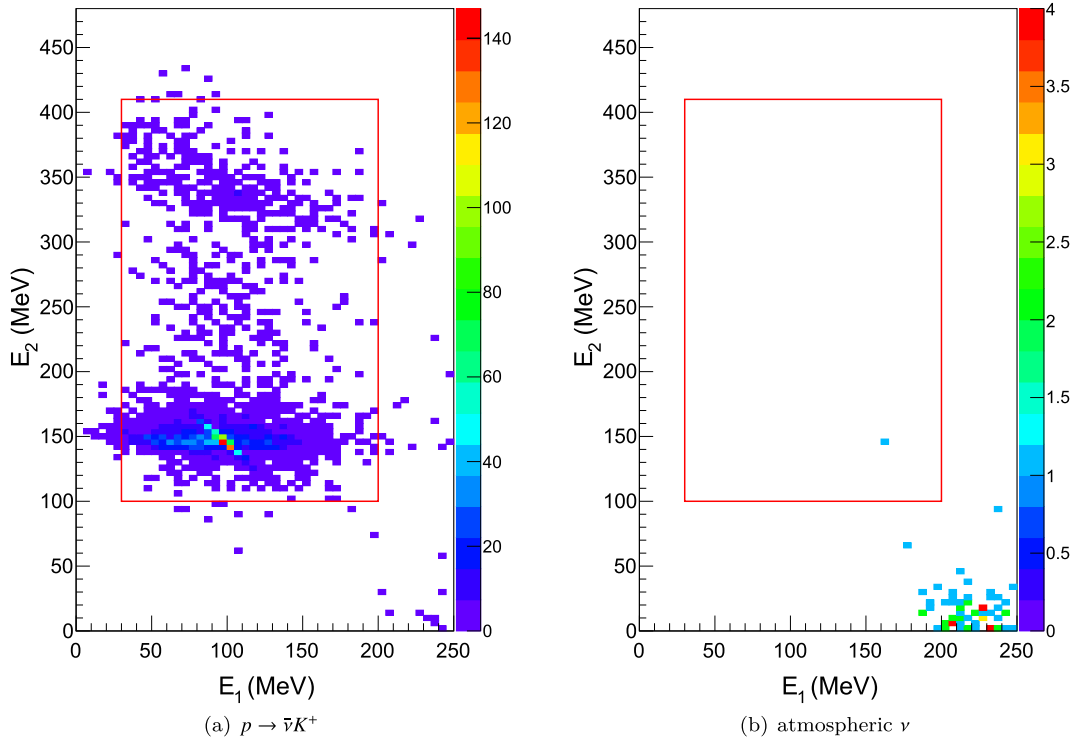


Fig. 11. (color online) Correlated E_1 and E_2 distributions (in colored scale) for $p \rightarrow \bar{\nu}K^+$ (a) and atmospheric ν (b) events with the basic selection, delayed signal selection, R_χ cut, and ΔT cut. The events outside the red boxes are rejected as background. More details can be found in the text.

Table 3. Detection efficiency uncertainties for $p \rightarrow \bar{\nu}K^+$.

Source	Uncertainty (%)
Statistic	1.6
Position reconstruction	1.7
Nuclear model	6.8
Energy deposition model	11.1
Total	13.2

vast computing resources. We hope to update this value with a larger MC simulation data volume when it permits. Consequently, the background is estimated as $0.2 \pm 0.05(\text{syst}) \pm 0.2(\text{stat})$.

The sensitivity for $p \rightarrow \bar{\nu}K^+$ is expressed as

$$\tau/B(p \rightarrow \bar{\nu}K^+) = \frac{N_p T \epsilon}{n_{90}}, \quad (7)$$

where $N_p = 6.75 \times 10^{33}$ is the total number of protons (including 1.45×10^{33} free protons and 5.3×10^{33} bound protons) in the JUNO CD, T is the running time, which is assumed to be 10 years to achieve an exposure mass of 200 kton-years, $\epsilon = 36.9\%$ is the total signal efficiency, and n_{90} is the upper limit of the 90% confidence level of the detected signals. This depends on the number of observed events and the background level. According to the

Feldman-Cousins method [31], n_{90} is estimated as 2.61 given an expected background of 0.2 in 10 years. Thus, the JUNO sensitivity for $p \rightarrow \bar{\nu}K^+$ at the 90% C.L. with 200 kton-years would be

$$\tau/B(p \rightarrow \bar{\nu}K^+) > 9.6 \times 10^{33} \text{ years}. \quad (8)$$

Compared to the representative LS detector, the detection efficiency on $p \rightarrow \bar{\nu}K^+$ of JUNO is relatively lower than that of LENA [13]. This is reasonable considering that the study is based on an overall detector simulation of JUNO. Based on the background level of 0.02 events per year, we plot the JUNO sensitivity as a function of running time, as shown in Fig. 12. After six years of running (120 kton-years), JUNO will overtake the current best limit of the Super-K experiment.

Moreover, the proton lifetime measured by JUNO will reach 10^{34} years for the first time after 10.5 years of data collection. In the case of no event observation after ten years, the 90% C.L. limit on the proton lifetime would reach 1.1×10^{34} years. In the case of one event observation (16.4% probability), the corresponding limit would be 6.0×10^{33} years.

VI. CONCLUSION

A simulation study is conducted to estimate the per-

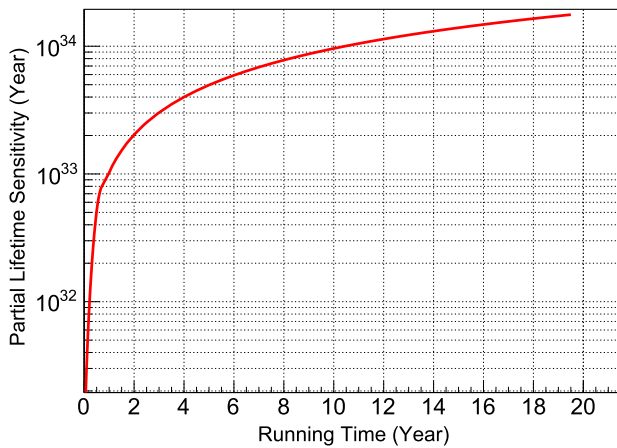


Fig. 12. (color online) JUNO sensitivity for $p \rightarrow \bar{\nu}K^+$ as a function of running time.

formance of the JUNO detector in searching for proton decay via $p \rightarrow \bar{\nu}K^+$. It is found that the expected detection efficiency of $p \rightarrow \bar{\nu}K^+$ is $36.9\% \pm 4.9\%$, whereas the background is estimated to be $0.2 \pm 0.05(\text{stat}) \pm$

$0.2(\text{stat})$ after ten years of exposure. Assuming no proton decay events are observed, the sensitivity of JUNO for $p \rightarrow \bar{\nu}K^+$ is estimated to be 9.6×10^{33} years at the 90% C.L. based on a total exposure of 200 kton-years (or a live fiducial exposure of 193 kton-years). This is higher than the current best limit of 5.9×10^{33} years from the excellent effort of the Super-K experiment with a live fiducial exposure of 260 kton-years [11].

It shows that an LS detector such as JUNO will be competitive with the planned Hyper-Kamiokande [7] and DUNE [8] experiments. Using different target nuclei ^{12}C from the LS and the newly developed analysis method considering delayed signals (Michel electrons and neutron capture), JUNO will provide a complementary search to test the GUTs from the perspective of $p \rightarrow \bar{\nu}K^+$. Besides the $p \rightarrow \bar{\nu}K^+$ mode, JUNO will have some sensitivity to the other nucleon decay modes listed in Ref. [4], particularly the decay modes that also exhibit the three fold coincidence feature in time, such as $n \rightarrow \mu^- K^+$, $p \rightarrow e^+ K^*(892)^0$, $n \rightarrow \nu K^*(892)^0$, and $p \rightarrow \nu K^*(892)^+$. These will be analyzed in the future.

References

- [1] A. D. Sakharov, *Violation of CP Invariance, c Asymmetry, and Baryon Asymmetry of the Universe*, Pisma Zh. Eksp. Teor. Fiz. 5, 32 (1967) [JETP Lett. 5, 24 (1967)] [Sov. Phys. Usp. 34, 392 (1991)] [Usp. Fiz. Nauk 161, 61 (1991)]
- [2] H. Georgi and S. L. Glashow, *Phys. Rev. Lett.* **32**, 438-441 (1974)
- [3] For a review see P. Nath and P. Fileviez Perez, *Phys. Rept.* **441**, 191 (2007)
- [4] P. A. Zyla *et al.* (Particle Data Group), *PTEP* **2020**(8), 083C01 (2020)
- [5] F. An *et al.* (JUNO Collaboration), *J. Phys. G* **43**(3), 030401 (2016)
- [6] A. Abusleme *et al.* (JUNO Collaboration), *Prog. Part. Nucl. Phys.* **123**, 103927 (2022)
- [7] K. Abe *et al.* (Hyper-Kamiokande), *Hyper-Kamiokande Design Report*, arXiv: 1805.04163 [physics.ins-det]
- [8] R. Acciarri *et al.* [DUNE], Long-Baseline Neutrino Facility (LBNF) and Deep Underground Neutrino Experiment (DUNE), [arXiv: 1512.06148 [physics.ins-det]].
- [9] K. S. Babu, E. Kearns *et al.*, *Working Group Report: Baryon Number Violation*, arXiv: 1311.5285 [hep-ph]
- [10] A. Takenaka *et al.* (Super-Kamiokande), *Phys. Rev. D* **102**(11), 112011 (2020)
- [11] K. Abe *et al.* (Super-Kamiokande), *Phys. Rev. D* **90**(7), 072005 (2014)
- [12] R. Svoboda, in Talk at the Eighth International Workshop on Topics in Astroparticle and Underground Physics (TAUP), Seattle, WA, 2003 (unpublished)
- [13] T. M. Undagoitia *et al.* (LENA), *Phys. Rev. D* **72**, 075014 (2005)
- [14] K. Asakura *et al.* (KamLAND), *Phys. Rev. D* **92**(5), 052006 (2015)
- [15] L. Ren, J. Sun, S. Si *et al.*, *Nucl. Instrum. Meth. A* **977**(164333) (2020)
- [16] L. J. Wen, M. He, Y. F. Wang *et al.*, *Nucl. Instrum. Meth. A* **947**, 162766 (2019)
- [17] C. Cao, J. Xu, M. He, A. Abusleme, M. Bongrand, C. Bordereau, D. Breton, A. Cabrera, A. Campeny, C. Cerna *et al.*, *Nucl. Instrum. Meth. A* **1005**, 165347 (2021)
- [18] C. Andreopoulos *et al.* (GENIE), *The GENIE Neutrino Monte Carlo Generator: Physics and User Manual*, arXiv: 1510.05494[hep-ph]
- [19] J. H. Zou *et al.*, *J. Phys. Conf. Ser.* **664**(7), 072053 (2015)
- [20] S. Agostinelli *et al.* (GEANT4), *Nucl. Instrum. Meth. A* **506**, 250-303 (2003)
- [21] A. Abusleme *et al.* (JUNO), *Eur. Phys. J. C* **81**(11), 973 (2021)
- [22] A. Abusleme *et al.* (JUNO), *JHEP* **03**, 004 (2021)
- [23] O. Benhar, N. Farina, H. Nakamura *et al.*, *Phys. Rev. D* **72**, 053005 (2005)
- [24] H. Hu, W. L. Guo, J. Su *et al.*, *Phys. Lett. B* **831**, 137183 (2022)
- [25] A. Bodek and T. Cai, *Eur. Phys. J. C* **79**(4), 293 (2019)
- [26] A. J. Koning and D. Rochman, *Nucl. Data Sheets* **113**, 2841-2934 (2012)
- [27] M. Honda, M. Sajjad Athar, T. Kajita *et al.*, *Atmospheric neutrino flux calculation using the NRLMSISE-00 atmospheric model*, *Phys. Rev. D* **92**(2), 023004 (2015); <http://www.icrr.u-tokyo.ac.jp/mhonda/nflx2014/index.html>
- [28] J. A. Formaggio and G. P. Zeller, *Rev. Mod. Phys.* **84**, 1307-1341 (2012)
- [29] C. Juszczak, J. A. Nowak, and J. T. Sobczyk, *Nucl. Phys. B Proc. Suppl.* **159**, 211-216 (2006)
- [30] K. Abe *et al.* (Super-Kamiokande), *Phys. Rev. D* **95**(1), 012004 (2017)
- [31] G. J. Feldman and R. D. Cousins, *Phys. Rev. D* **57**, 3873-3889 (1998)